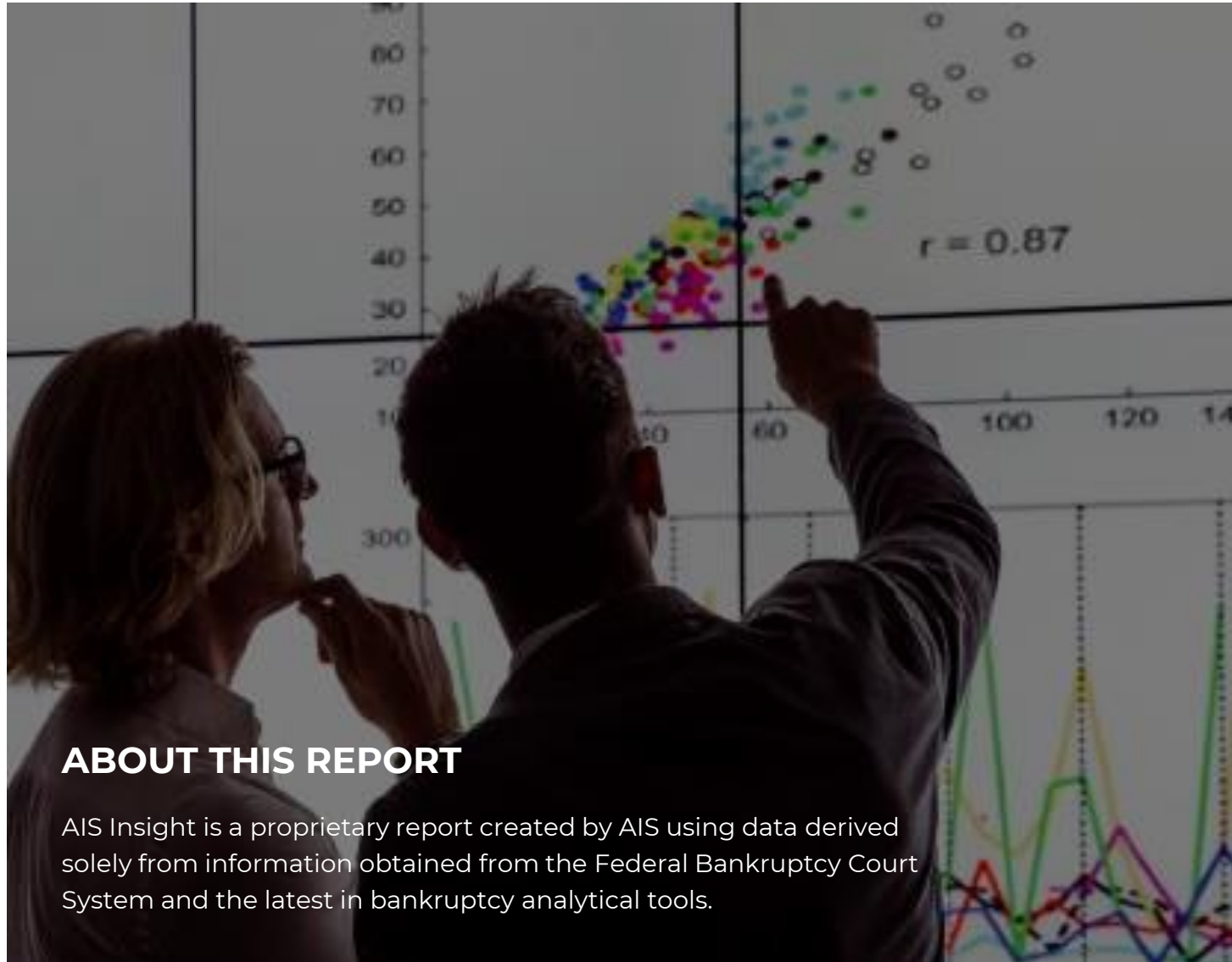


AIS Insight Report

2023 | 3rd Issue | February 2023 Data



ABOUT THIS REPORT

AIS Insight is a proprietary report created by AIS using data derived solely from information obtained from the Federal Bankruptcy Court System and the latest in bankruptcy analytical tools.

TABLE OF CONTENTS

BANKRUPTCY STATISTICS SNAPSHOT	1
BANKRUPTCY FILINGS BY REGION - CHARTS	2
BANKRUPTCY FILINGS BY COURT - TABLE	3-7

PRODUCT SPOTLIGHT

BANKRUPTCY EVENT TRACKING is driven by the latest bankruptcy technology, automating docket review processes and serving as a practical alternative to other products in the market.

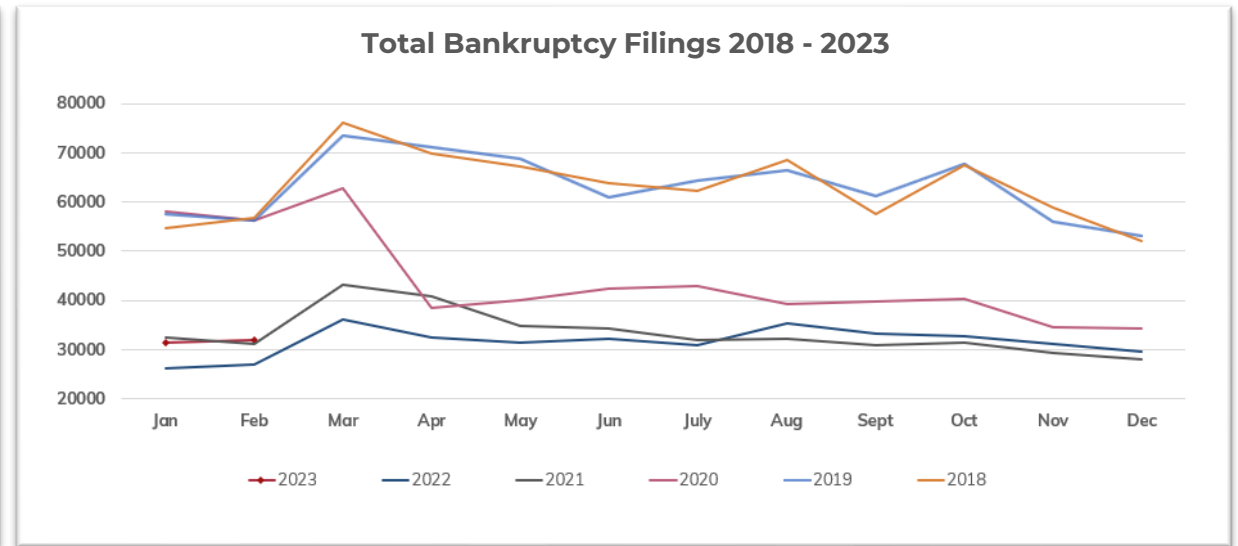
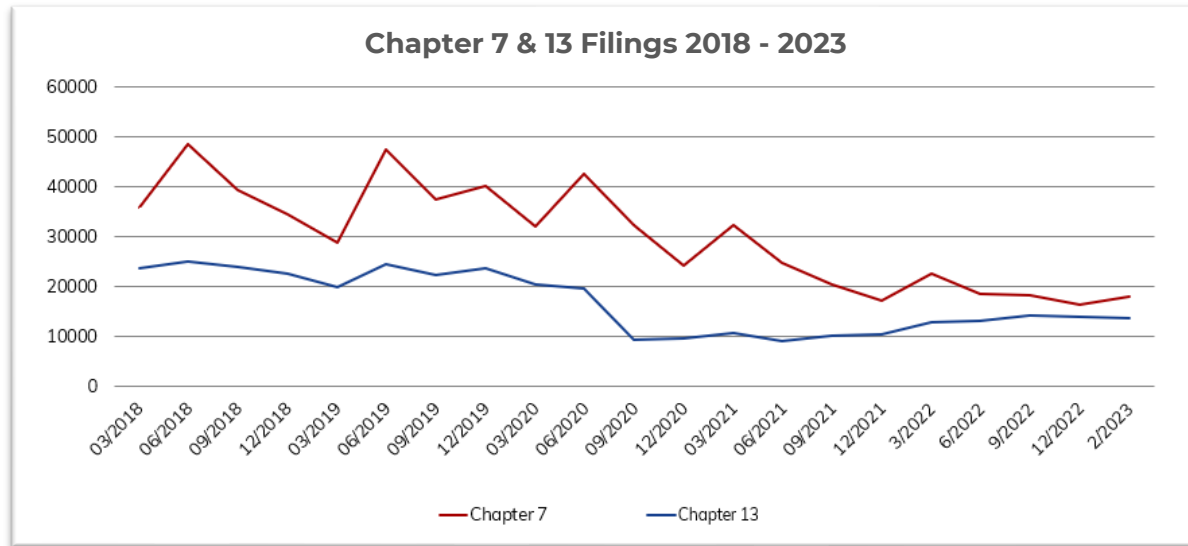
Our proprietary system notifies clients of bankruptcy filings, monitors case dockets and pushes critical activities into client-customized work queues to take immediate action.

BANKRUPTCY STATISTICS SNAPSHOT



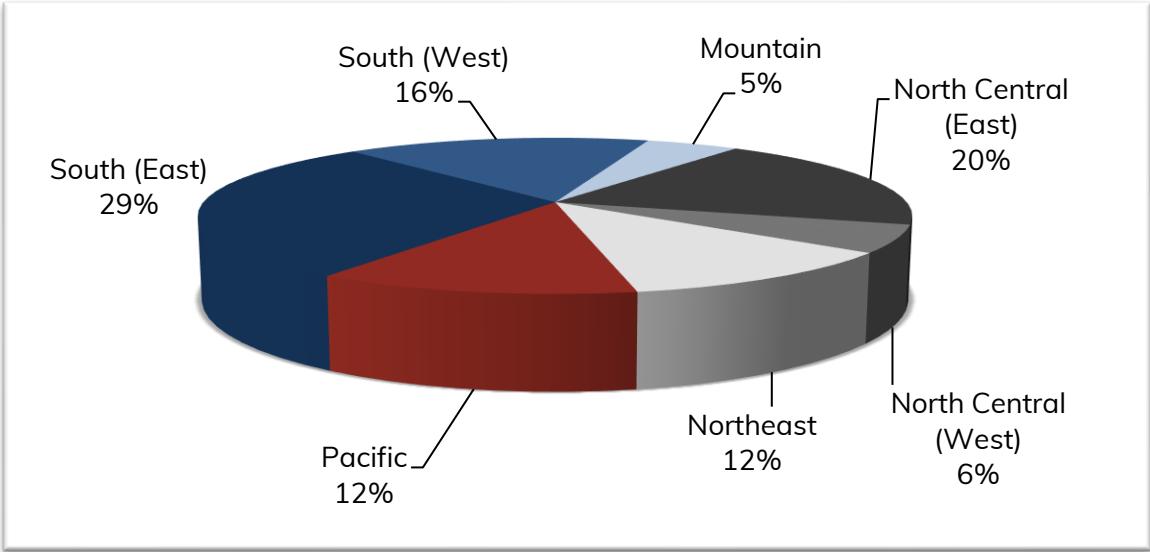
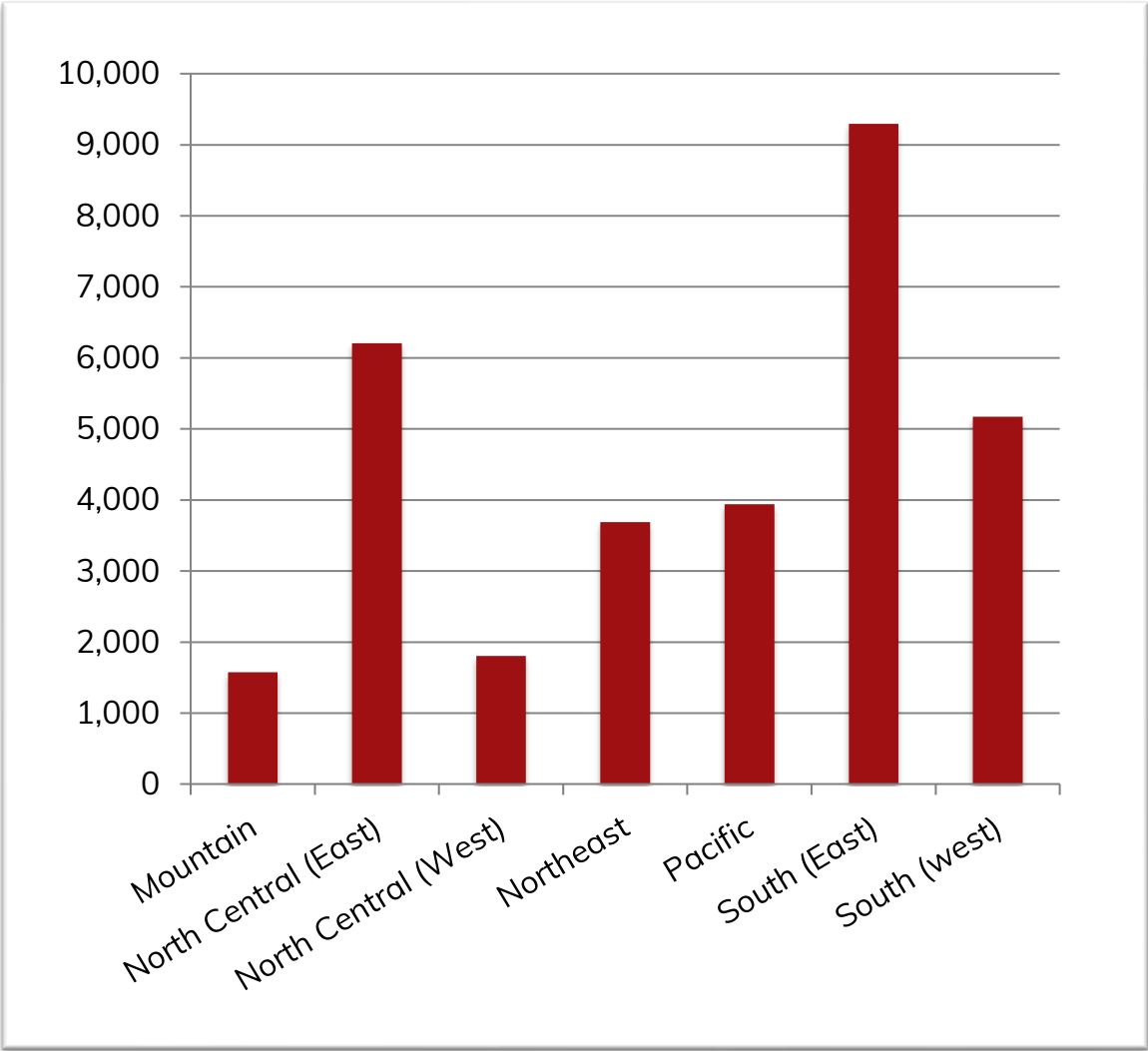
For Bankruptcies Filed Between 02/01/2023 and 02/28/2023

Total Bankruptcies Filed	32,032	Total Bankruptcies Filed last 12 months	388,170
Chapter 13	13,546	Total Bankruptcies Filed Prev. Month	31,290
Chapter 7	17,905	Total Bankruptcies Filed Prev. Year (same month)	27,112
Chapter 11	420	Increased Bankruptcies from Prev. Month Total	742 (2.37%)
Chapter 11, Subchapter V	140	Increased Bankruptcies from Prev. Year Total (same month)	4,920 (18.15%)



BANKRUPTCY FILINGS BY REGION

For Bankruptcies Filed Between 02/01/2023 and 02/28/2023



REGION	STATES
Mountain	Arizona, Colorado, Idaho, Montana, New Mexico, Utah, Wyoming
North Central (East)	Illinois, Indiana, Michigan, Ohio, Wisconsin
North Central (West)	Iowa, Kansas, Minnesota, Missouri, Nebraska, North Dakota, South Dakota
Northeast	Connecticut, Delaware, Maine, Massachusetts, New Hampshire, New Jersey, New York, Pennsylvania, Rhode Island, Vermont
Pacific	Alaska, California, Hawaii, Guam, Nevada, Oregon, Washington
South (East)	District of Columbia, Florida, Georgia, Kentucky, Maryland, North Carolina, Puerto Rico, South Carolina, Tennessee, Virgin Islands, Virginia, West Virginia
South (West)	Alabama, Arkansas, Louisiana, Mississippi, Oklahoma, Texas

BANKRUPTCY FILINGS BY COURT



For Bankruptcies Filed Between 02/01/2023 and 02/28/2023

COURT	CH 7	CH 11	CH 12	CH 13	TOTAL
DISTRICT OF ALASKA	12			5	17
MIDDLE DISTRICT OF ALABAMA	81			333	414
NORTHERN DISTRICT OF ALABAMA	260	3		404	667
SOUTHERN DISTRICT OF ALABAMA	61			206	267
EASTERN DISTRICT OF ARKANSAS	132	1		165	298
WESTERN DISTRICT OF ARKANSAS	56	2		69	127
DISTRICT OF ARIZONA	467	5		109	581
CENTRAL DISTRICT OF CALIFORNIA	1,121	16		254	1,391
EASTERN DISTRICT OF CALIFORNIA	414	7	1	134	556
NORTHERN DISTRICT OF CALIFORNIA	179	7		95	281
SOUTHERN DISTRICT OF CALIFORNIA	241	1		35	277
DISTRICT OF COLORADO	243	7		132	382
DISTRICT OF CONNECTICUT	137			43	180
DISTRICT OF WASHINGTON, D.C.	14	4		3	21
DISTRICT OF DELAWARE	55	51		30	136
MIDDLE DISTRICT OF FLORIDA	772	12		257	1,041
NORTHERN DISTRICT OF FLORIDA	106	1		31	138
SOUTHERN DISTRICT OF FLORIDA	342	47		396	785
MIDDLE DISTRICT OF GEORGIA	126	3	1	315	445
NORTHERN DISTRICT OF GEORGIA	685	10		703	1,398

BANKRUPTCY FILINGS BY COURT



For Bankruptcies Filed Between 02/01/2023 and 02/28/2023

COURT	CH 7	CH 11	CH 12	CH 13	TOTAL
SOUTHERN DISTRICT OF GEORGIA	37			265	302
DISTRICT OF GUAM				2	2
DISTRICT OF HAWAII	51			21	72
NORTHERN DISTRICT OF IOWA	48			14	62
SOUTHERN DISTRICT OF IOWA	81			21	102
DISTRICT OF IDAHO	88			15	103
CENTRAL DISTRICT OF ILLINOIS	141			43	184
NORTHERN DISTRICT OF ILLINOIS	825	8		654	1,487
SOUTHERN DISTRICT OF ILLINOIS	73			55	128
NORTHERN DISTRICT OF INDIANA	221	2		160	383
SOUTHERN DISTRICT OF INDIANA	296	2		285	583
DISTRICT OF KANSAS	105	2		128	235
EASTERN DISTRICT OF KENTUCKY	209			117	326
WESTERN DISTRICT OF KENTUCKY	190	1		210	401
EASTERN DISTRICT OF LOUISIANA	28	1		108	137
MIDDLE DISTRICT OF LOUISIANA	18	2		36	56
WESTERN DISTRICT OF LOUISIANA	65	3	1	320	389
DISTRICT OF MASSACHUSETTS	159	5		101	265
DISTRICT OF MARYLAND	426	9		234	669
DISTRICT OF MAINE	37	1		7	45

BANKRUPTCY FILINGS BY COURT



For Bankruptcies Filed Between 02/01/2023 and 02/28/2023

COURT	CH 7	CH 11	CH 12	CH 13	TOTAL
EASTERN DISTRICT OF MICHIGAN	768			367	1,135
WESTERN DISTRICT OF MICHIGAN	152			78	230
DISTRICT OF MINNESOTA	344	1		131	476
EASTERN DISTRICT OF MISSOURI	222	1		183	406
WESTERN DISTRICT OF MISSOURI	111	4		165	280
NORTHERN DISTRICT OF MISSISSIPPI	101	1		209	311
SOUTHERN DISTRICT OF MISSISSIPPI	225			197	422
DISTRICT OF MONTANA	34	1		12	47
EASTERN DISTRICT OF NORTH CAROLINA	82	9		213	304
MIDDLE DISTRICT OF NORTH CAROLINA	39	2		77	118
WESTERN DISTRICT OF NORTH CAROLINA	54	2		75	131
DISTRICT OF NORTH DAKOTA	31			3	34
DISTRICT OF NEBRASKA	121			61	182
DISTRICT OF NEW HAMPSHIRE	24	1		27	52
DISTRICT OF NEW JERSEY	412	10		367	789
DISTRICT OF NEW MEXICO	70			17	87
DISTRICT OF NEVADA	361	11		113	485
EASTERN DISTRICT OF NEW YORK	349	26		313	688
NORTHERN DISTRICT OF NEW YORK	170	3	1	52	226
SOUTHERN DISTRICT OF NEW YORK	205	14	1	83	303

BANKRUPTCY FILINGS BY COURT



For Bankruptcies Filed Between 02/01/2023 and 02/28/2023

COURT	CH 7	CH 11	CH 12	CH 13	TOTAL
WESTERN DISTRICT OF NEW YORK	79	1		37	117
NORTHERN DISTRICT OF OHIO	679	1		166	846
SOUTHERN DISTRICT OF OHIO	420	1		226	647
EASTERN DISTRICT OF OKLAHOMA	33			12	45
NORTHERN DISTRICT OF OKLAHOMA	70			10	80
WESTERN DISTRICT OF OKLAHOMA	162	3		71	236
DISTRICT OF OREGON	253	2		129	384
EASTERN DISTRICT OF PENNSYLVANIA	125	2		163	290
MIDDLE DISTRICT OF PENNSYLVANIA	108	2	1	113	224
WESTERN DISTRICT OF PENNSYLVANIA	174	3	1	107	285
DISTRICT OF PUERTO RICO	89	6	1	223	319
DISTRICT OF RHODE ISLAND	47			22	69
DISTRICT OF SOUTH CAROLINA	87	2	1	212	302
DISTRICT OF SOUTH DAKOTA	15			14	29
EASTERN DISTRICT OF TENNESSEE	280	3		206	489
MIDDLE DISTRICT OF TENNESSEE	197	8		174	379
WESTERN DISTRICT OF TENNESSEE	129	1		475	605
EASTERN DISTRICT OF TEXAS	139	2	3	191	335
NORTHERN DISTRICT OF TEXAS	286	13		273	572
SOUTHERN DISTRICT OF TEXAS	184	49		263	496

BANKRUPTCY FILINGS BY COURT



For Bankruptcies Filed Between 02/01/2023 and 02/28/2023

COURT	CH 7	CH 11	CH 12	CH 13	TOTAL
WESTERN DISTRICT OF TEXAS	178	8		135	321
DISTRICT OF UTAH	188	1		166	355
EASTERN DISTRICT OF VIRGINIA	411	4		359	774
WESTERN DISTRICT OF VIRGINIA	137	1		100	238
DISTRICT OF THE VIRGIN ISLANDS					
DISTRICT OF VERMONT	13			5	18
EASTERN DISTRICT OF WASHINGTON	92			17	109
WESTERN DISTRICT OF WASHINGTON	260	4		100	364
EASTERN DISTRICT OF WISCONSIN	237	2		190	429
WESTERN DISTRICT OF WISCONSIN	100			54	154
NORTHERN DISTRICT OF WEST VIRGINIA	45	1		15	61
SOUTHERN DISTRICT OF WEST VIRGINIA	43			8	51
DISTRICT OF WYOMING	20			2	22

AIS is a Texas-based FinTech firm offering data analytics, technology and talent to support Operations and IT functions within the financial services sector. We are committed to lowering costs, improving quality and delivering faster results for our clients. Our insights, software robotics and workforce solutions drive the day-to-day work so our clients can focus on growing their business.

Using a lean Six Sigma approach, our team reviews client processes, eliminates non-value adds, and streamlines productivity. We build and share financial and legal technology to automate and optimize operational performance. We recruit, train and manage highly skilled human resources to meet project-based or full-time staffing needs.

Our clients have global access to a wide-ranging team of subject matter experts specializing in data, information technology, business operations, and legal support,. We serve a variety of industries including commercial and retail banking, automotive finance, credit card, mortgage, insurance and telecommunications.

All rights reserved. AIS warrants that it employs all reasonable endeavours to ensure that the supplied statistical reports are substantially complete and free of errors or defects. The user acknowledges that all information contained herein is derived from public record data and from time to time, errors may occur. AIS InSight is a proprietary analytical report produced monthly by AIS. The supplied information will not be disclosed, recompiled, sold or traded, in whole or in part, to third parties unless prior written consent is obtained. AIS assumes no responsibility or liability for any decisions made as a result of using this report.

