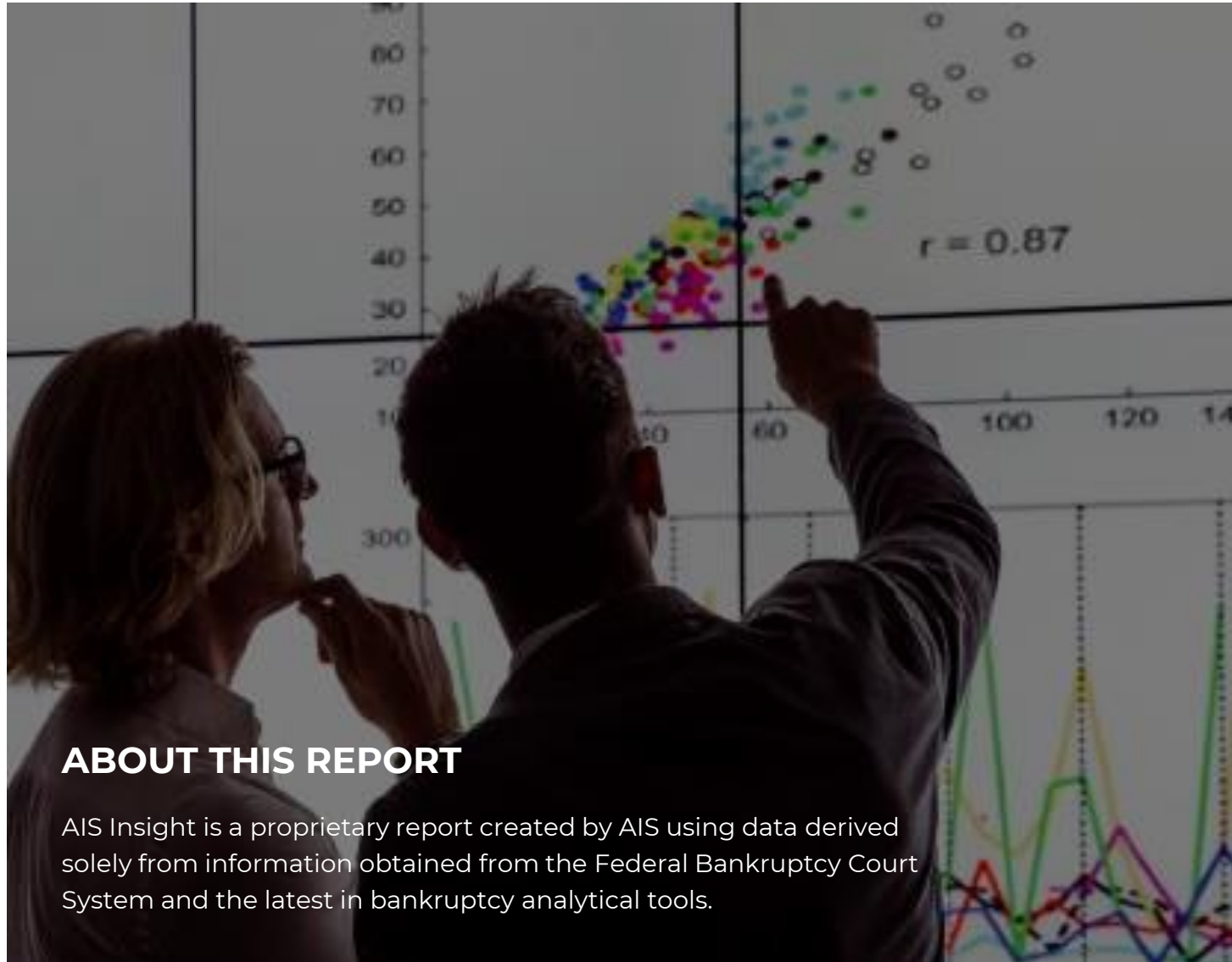


AIS Insight Report

2022 | 11th Issue | October 2022 Data



ABOUT THIS REPORT

AIS Insight is a proprietary report created by AIS using data derived solely from information obtained from the Federal Bankruptcy Court System and the latest in bankruptcy analytical tools.

TABLE OF CONTENTS

BANKRUPTCY STATISTICS SNAPSHOT	1
BANKRUPTCY FILINGS BY REGION - CHARTS	2
BANKRUPTCY FILINGS BY COURT - TABLE	3-7

PRODUCT SPOTLIGHT

BANKRUPTCY EVENT TRACKING is driven by the latest bankruptcy technology, automating docket review processes and serving as a practical alternative to other products in the market.

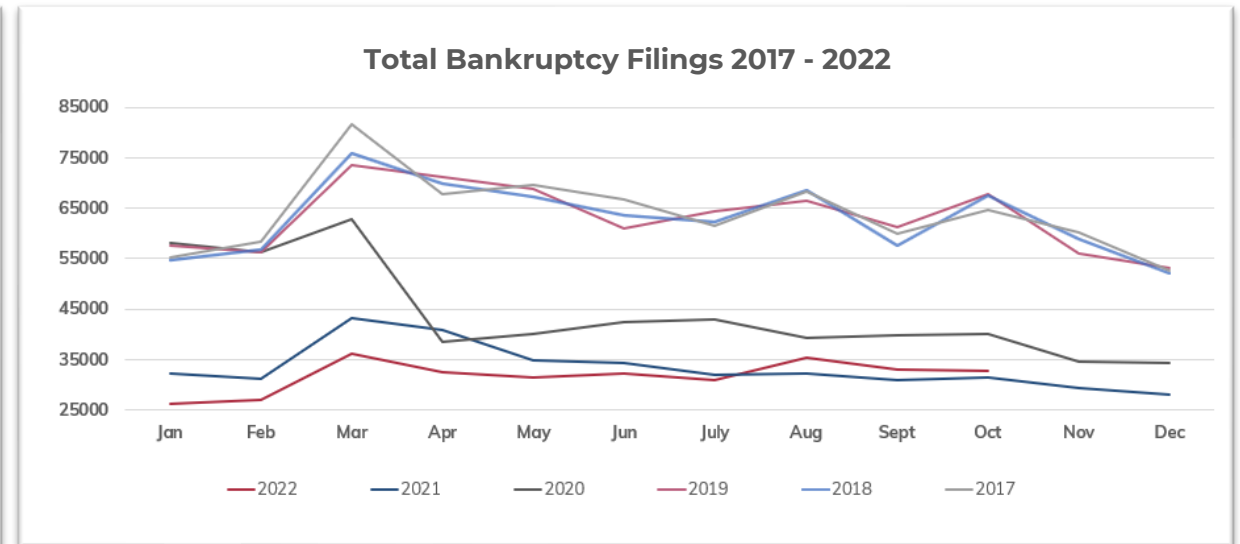
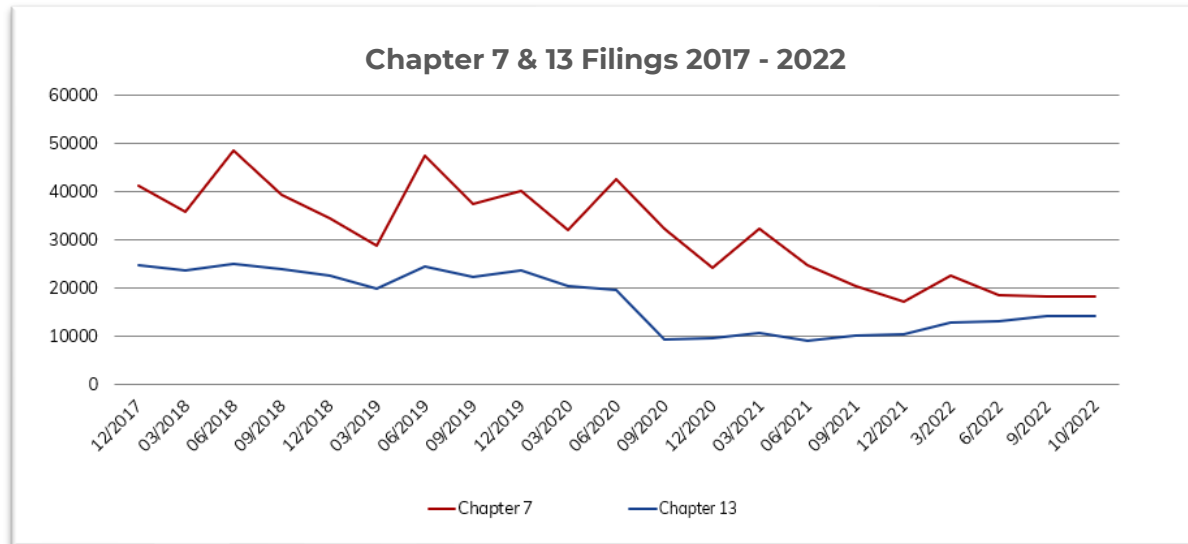
Our proprietary system notifies clients of bankruptcy filings, monitors case dockets and pushes critical activities into client-customized work queues to take immediate action.

BANKRUPTCY STATISTICS SNAPSHOT



For Bankruptcies Filed Between 10/01/2022 and 10/31/2022

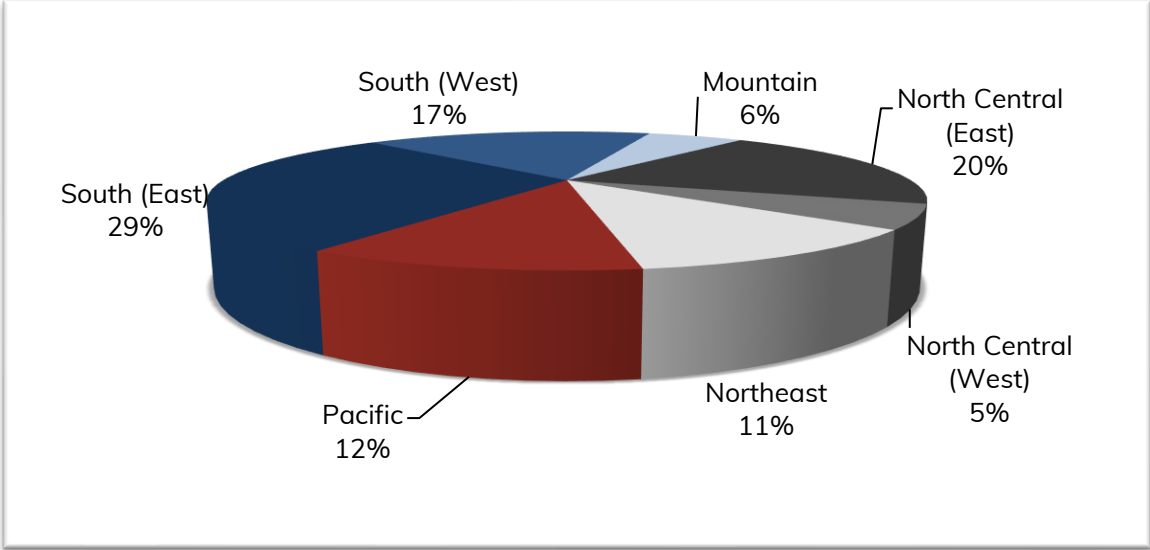
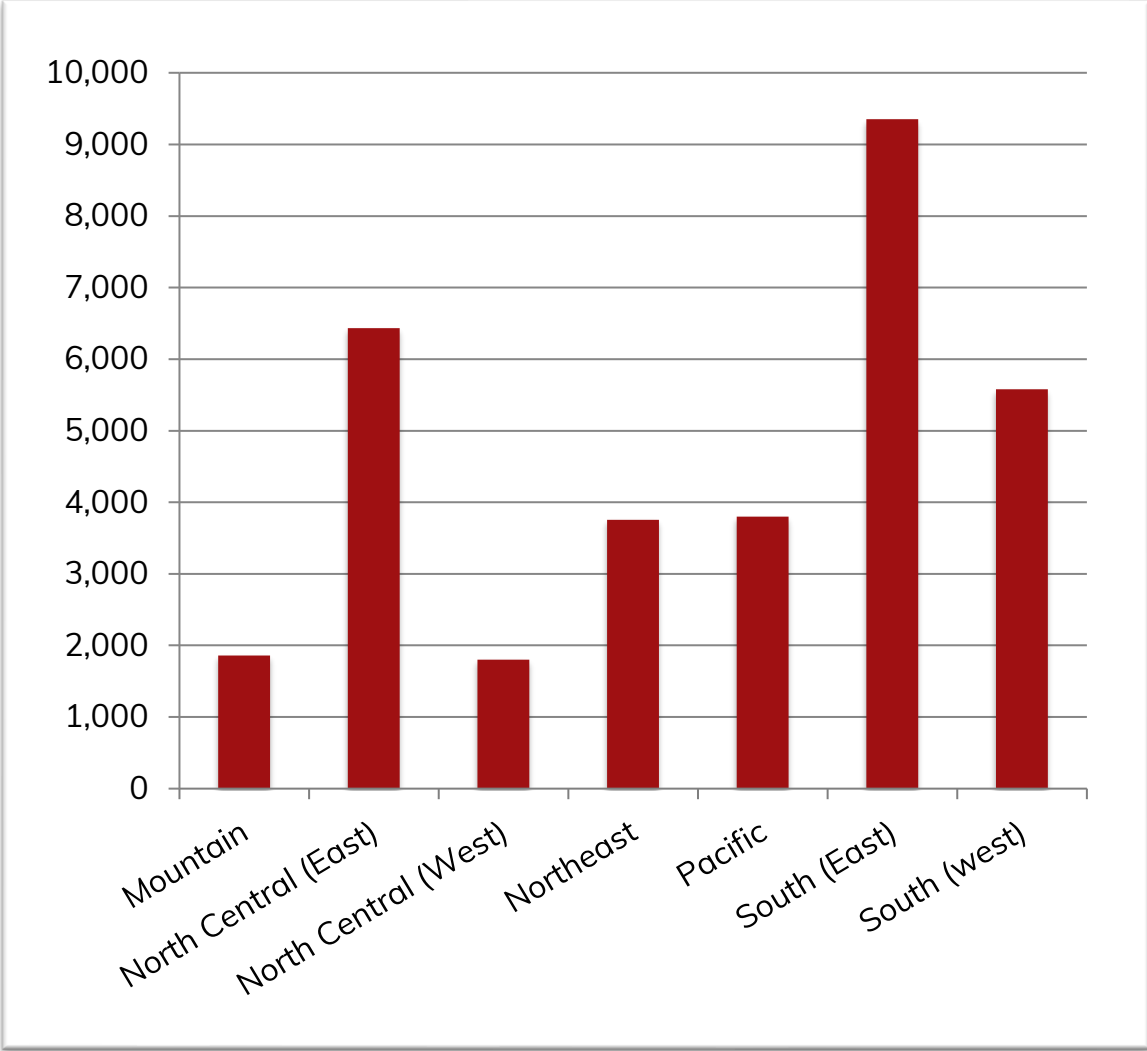
Total Bankruptcies Filed	32,669	Total Bankruptcies Filed last 12 months	374,783
Chapter 13	14,136	Total Bankruptcies Filed Prev. Month	33,196
Chapter 7	18,163	Total Bankruptcies Filed Prev. Year (same month)	31,488
Chapter 11	350	Increased Bankruptcies from Prev. Month Total	-527 (-1.59%)
Chapter 11, Subchapter V	133	Increased Bankruptcies from Prev. Year Total (same month)	1,181 (3.75%)



BANKRUPTCY FILINGS BY REGION



For Bankruptcies Filed Between 10/01/2022 and 10/31/2022



REGION	STATES
Mountain	Arizona, Colorado, Idaho, Montana, New Mexico, Utah, Wyoming
North Central (East)	Illinois, Indiana, Michigan, Ohio, Wisconsin
North Central (West)	Iowa, Kansas, Minnesota, Missouri, Nebraska, North Dakota, South Dakota
Northeast	Connecticut, Delaware, Maine, Massachusetts, New Hampshire, New Jersey, New York, Pennsylvania, Rhode Island, Vermont
Pacific	Alaska, California, Hawaii, Guam, Nevada, Oregon, Washington
South (East)	District of Columbia, Florida, Georgia, Kentucky, Maryland, North Carolina, Puerto Rico, South Carolina, Tennessee, Virgin Islands, Virginia, West Virginia
South (West)	Alabama, Arkansas, Louisiana, Mississippi, Oklahoma, Texas

BANKRUPTCY FILINGS BY COURT



For Bankruptcies Filed Between 10/01/2022 and 10/31/2022

COURT	CH 7	CH 11	CH 12	CH 13	TOTAL
DISTRICT OF ALASKA	5			2	7
MIDDLE DISTRICT OF ALABAMA	84	1	2	385	472
NORTHERN DISTRICT OF ALABAMA	223	3		463	689
SOUTHERN DISTRICT OF ALABAMA	38	1		211	250
EASTERN DISTRICT OF ARKANSAS	112	1		219	332
WESTERN DISTRICT OF ARKANSAS	57	1		98	156
DISTRICT OF ARIZONA	544	4		145	693
CENTRAL DISTRICT OF CALIFORNIA	1,133	19		266	1,418
EASTERN DISTRICT OF CALIFORNIA	394	1		128	523
NORTHERN DISTRICT OF CALIFORNIA	196	14		123	333
SOUTHERN DISTRICT OF CALIFORNIA	201	1		43	245
DISTRICT OF COLORADO	335	6		99	440
DISTRICT OF CONNECTICUT	158	3		56	217
DISTRICT OF WASHINGTON, D.C.	19	3		3	25
DISTRICT OF DELAWARE	32	11		27	70
MIDDLE DISTRICT OF FLORIDA	814	8		269	1,091
NORTHERN DISTRICT OF FLORIDA	81	1		45	127
SOUTHERN DISTRICT OF FLORIDA	413	22		376	811
MIDDLE DISTRICT OF GEORGIA	129	2	1	325	457
NORTHERN DISTRICT OF GEORGIA	589	14	1	746	1,350

BANKRUPTCY FILINGS BY COURT



For Bankruptcies Filed Between 10/01/2022 and 10/31/2022

COURT	CH 7	CH 11	CH 12	CH 13	TOTAL
SOUTHERN DISTRICT OF GEORGIA	31			270	301
DISTRICT OF GUAM				2	2
DISTRICT OF HAWAII	50			24	74
NORTHERN DISTRICT OF IOWA	84	2	1	6	93
SOUTHERN DISTRICT OF IOWA	76			21	97
DISTRICT OF IDAHO	107			18	125
CENTRAL DISTRICT OF ILLINOIS	140			54	194
NORTHERN DISTRICT OF ILLINOIS	787	3		666	1,456
SOUTHERN DISTRICT OF ILLINOIS	76	1		71	148
NORTHERN DISTRICT OF INDIANA	243	2		179	424
SOUTHERN DISTRICT OF INDIANA	374	5		288	667
DISTRICT OF KANSAS	133			115	248
EASTERN DISTRICT OF KENTUCKY	194			131	325
WESTERN DISTRICT OF KENTUCKY	163	1	2	227	393
EASTERN DISTRICT OF LOUISIANA	53	2		119	174
MIDDLE DISTRICT OF LOUISIANA	26			22	48
WESTERN DISTRICT OF LOUISIANA	67	2	1	370	440
DISTRICT OF MASSACHUSETTS	171	3		100	274
DISTRICT OF MARYLAND	417	2		233	652
DISTRICT OF MAINE	42			9	51

BANKRUPTCY FILINGS BY COURT



For Bankruptcies Filed Between 10/01/2022 and 10/31/2022

COURT	CH 7	CH 11	CH 12	CH 13	TOTAL
EASTERN DISTRICT OF MICHIGAN	740	6		401	1,147
WESTERN DISTRICT OF MICHIGAN	159			84	243
DISTRICT OF MINNESOTA	328			124	452
EASTERN DISTRICT OF MISSOURI	216			181	397
WESTERN DISTRICT OF MISSOURI	114			154	268
NORTHERN DISTRICT OF MISSISSIPPI	93	1		211	305
SOUTHERN DISTRICT OF MISSISSIPPI	194	2		187	383
DISTRICT OF MONTANA	37	1		5	43
EASTERN DISTRICT OF NORTH CAROLINA	55	5		191	251
MIDDLE DISTRICT OF NORTH CAROLINA	64	4		96	164
WESTERN DISTRICT OF NORTH CAROLINA	40			69	109
DISTRICT OF NORTH DAKOTA	32				32
DISTRICT OF NEBRASKA	116	2		58	176
DISTRICT OF NEW HAMPSHIRE	32			21	53
DISTRICT OF NEW JERSEY	460	22		382	864
DISTRICT OF NEW MEXICO	73			9	82
DISTRICT OF NEVADA	347	2		94	443
EASTERN DISTRICT OF NEW YORK	320	27		312	659
NORTHERN DISTRICT OF NEW YORK	159	3	1	62	225
SOUTHERN DISTRICT OF NEW YORK	184	11	1	79	275

BANKRUPTCY FILINGS BY COURT



For Bankruptcies Filed Between 09/01/2022 and 09/30/2022

COURT	CH 7	CH 11	CH 12	CH 13	TOTAL
WESTERN DISTRICT OF NEW YORK	104	6		86	196
NORTHERN DISTRICT OF OHIO	687	1		169	857
SOUTHERN DISTRICT OF OHIO	433			205	638
EASTERN DISTRICT OF OKLAHOMA	63	1		2	66
NORTHERN DISTRICT OF OKLAHOMA	107			6	113
WESTERN DISTRICT OF OKLAHOMA	229	3		51	283
DISTRICT OF OREGON	246		1	94	341
EASTERN DISTRICT OF PENNSYLVANIA	126	1		165	292
MIDDLE DISTRICT OF PENNSYLVANIA	126	1		84	211
WESTERN DISTRICT OF PENNSYLVANIA	190	12		94	296
DISTRICT OF PUERTO RICO	75	3		178	256
DISTRICT OF RHODE ISLAND	40			13	53
DISTRICT OF SOUTH CAROLINA	94	2		206	302
DISTRICT OF SOUTH DAKOTA	33			6	39
EASTERN DISTRICT OF TENNESSEE	291	1	1	274	567
MIDDLE DISTRICT OF TENNESSEE	151	1		195	347
WESTERN DISTRICT OF TENNESSEE	133			582	715
EASTERN DISTRICT OF TEXAS	169	5		152	326
NORTHERN DISTRICT OF TEXAS	291	8		310	609
SOUTHERN DISTRICT OF TEXAS	196	61		274	531

BANKRUPTCY FILINGS BY COURT



For Bankruptcies Filed Between 09/01/2022 and 09/30/2022

COURT	CH 7	CH 11	CH 12	CH 13	TOTAL
WESTERN DISTRICT OF TEXAS	202	5		194	401
DISTRICT OF UTAH	242	2		195	439
EASTERN DISTRICT OF VIRGINIA	368	2		384	754
WESTERN DISTRICT OF VIRGINIA	147			105	252
DISTRICT OF THE VIRGIN ISLANDS					
DISTRICT OF VERMONT	15			3	18
EASTERN DISTRICT OF WASHINGTON	78			27	105
WESTERN DISTRICT OF WASHINGTON	231	2		75	308
EASTERN DISTRICT OF WISCONSIN	257	1		238	496
WESTERN DISTRICT OF WISCONSIN	111			51	162
NORTHERN DISTRICT OF WEST VIRGINIA	29			13	42
SOUTHERN DISTRICT OF WEST VIRGINIA	52	1		10	63
DISTRICT OF WYOMING	34			3	37

AIS is a Texas-based FinTech firm offering data analytics, technology and talent to support Operations and IT functions within the financial services sector. We are committed to lowering costs, improving quality and delivering faster results for our clients. Our insights, software robotics and workforce solutions drive the day-to-day work so our clients can focus on growing their business.

Using a lean Six Sigma approach, our team reviews client processes, eliminates non-value adds, and streamlines productivity. We build and share financial and legal technology to automate and optimize operational performance. We recruit, train and manage highly skilled human resources to meet project-based or full-time staffing needs.

Our clients have global access to a wide-ranging team of subject matter experts specializing in data, information technology, business operations, and legal support,. We serve a variety of industries including commercial and retail banking, automotive finance, credit card, mortgage, insurance and telecommunications.

All rights reserved. AIS warrants that it employs all reasonable endeavours to ensure that the supplied statistical reports are substantially complete and free of errors or defects. The user acknowledges that all information contained herein is derived from public record data and from time to time, errors may occur. AIS InSight is a proprietary analytical report produced monthly by AIS. The supplied information will not be disclosed, recompiled, sold or traded, in whole or in part, to third parties unless prior written consent is obtained. AIS assumes no responsibility or liability for any decisions made as a result of using this report.

