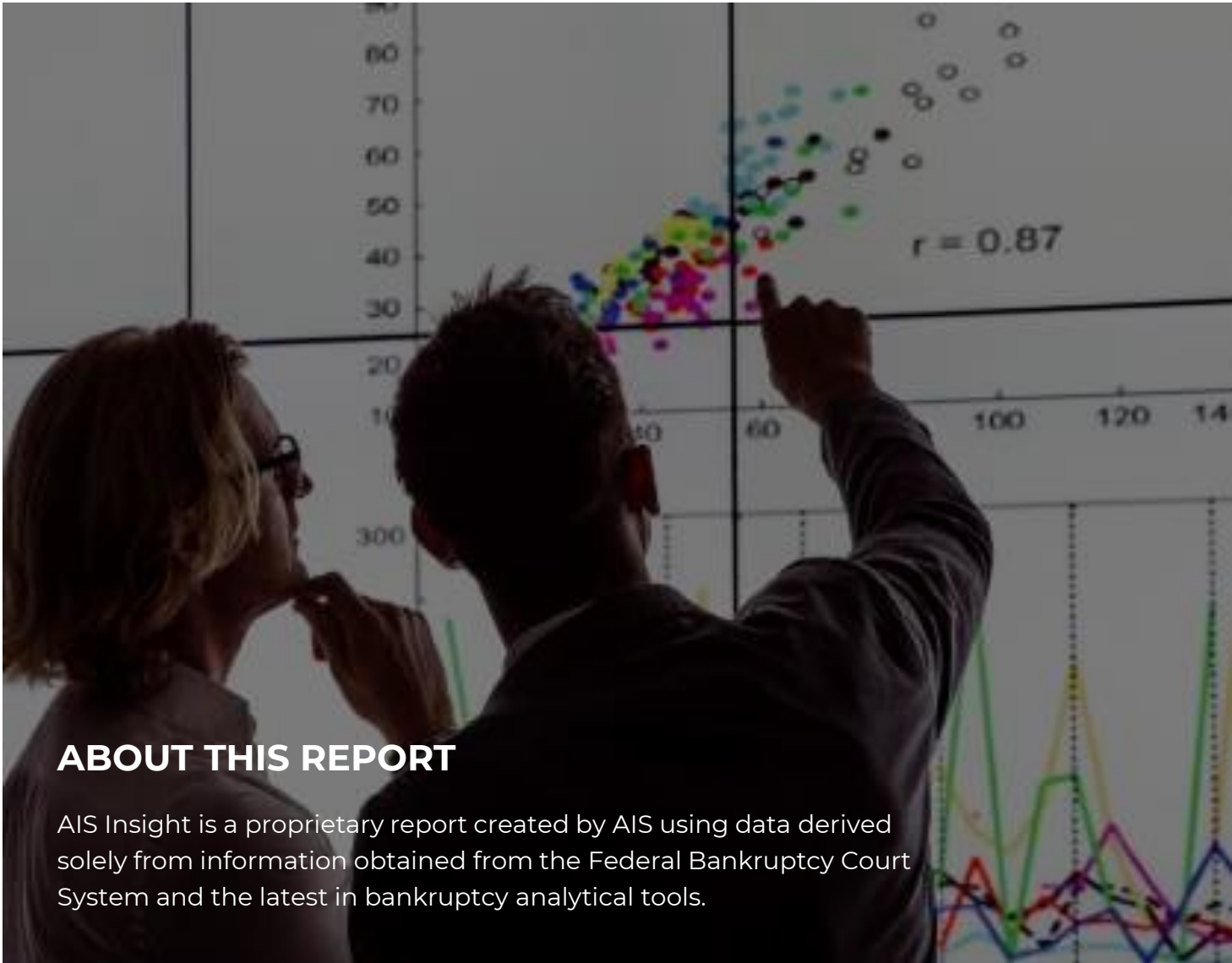


# AIS Insight Report

## 2022 | 12<sup>th</sup> Issue | November Data



## ABOUT THIS REPORT

AIS Insight is a proprietary report created by AIS using data derived solely from information obtained from the Federal Bankruptcy Court System and the latest in bankruptcy analytical tools.

## TABLE OF CONTENTS

BANKRUPTCY STATISTICS SNAPSHOT	1
BANKRUPTCY FILINGS BY REGION - CHARTS	2
BANKRUPTCY FILINGS BY COURT - TABLE	3-7

## PRODUCT SPOTLIGHT

**BANKRUPTCY EVENT TRACKING** is driven by the latest bankruptcy technology, automating docket review processes and serving as a practical alternative to other products in the market.

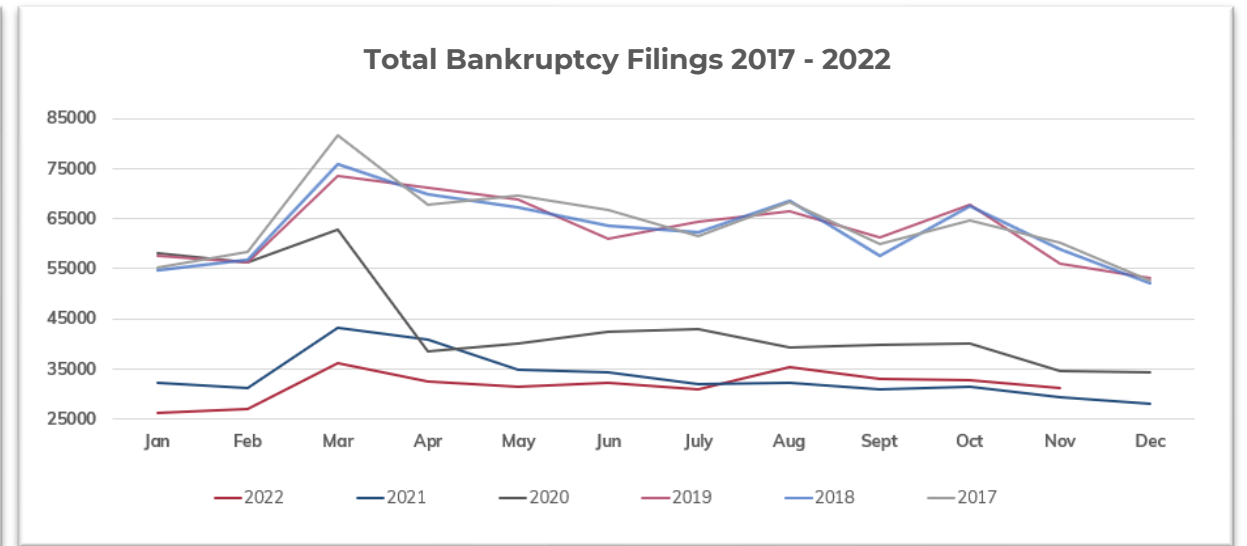
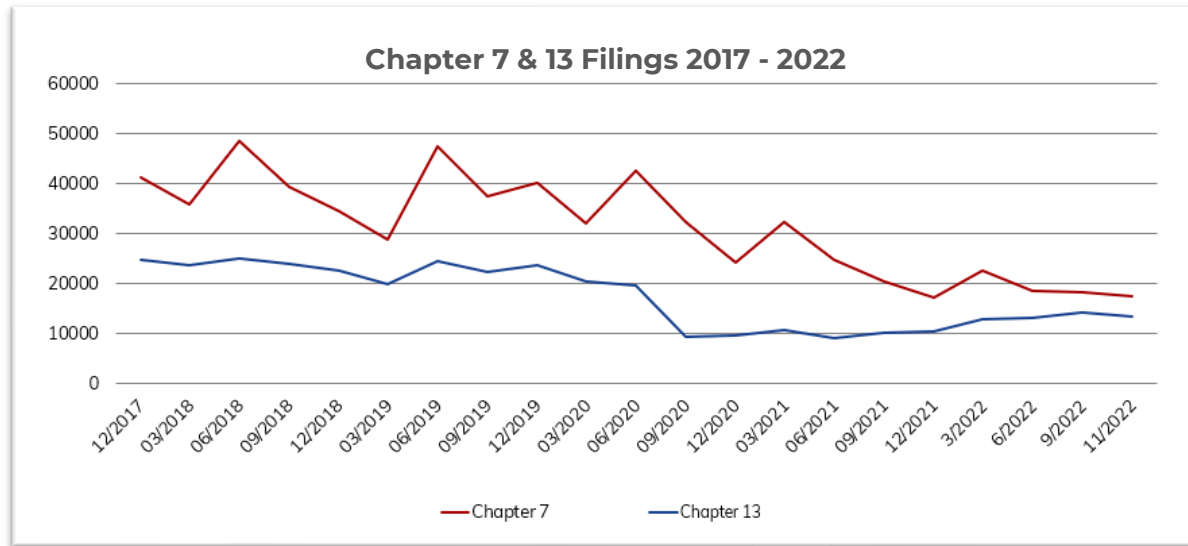
Our proprietary system notifies clients of bankruptcy filings, monitors case dockets and pushes critical activities into client-customized work queues to take immediate action.

# BANKRUPTCY STATISTICS SNAPSHOT



For Bankruptcies Filed Between 11/01/2022 and 11/30/2022

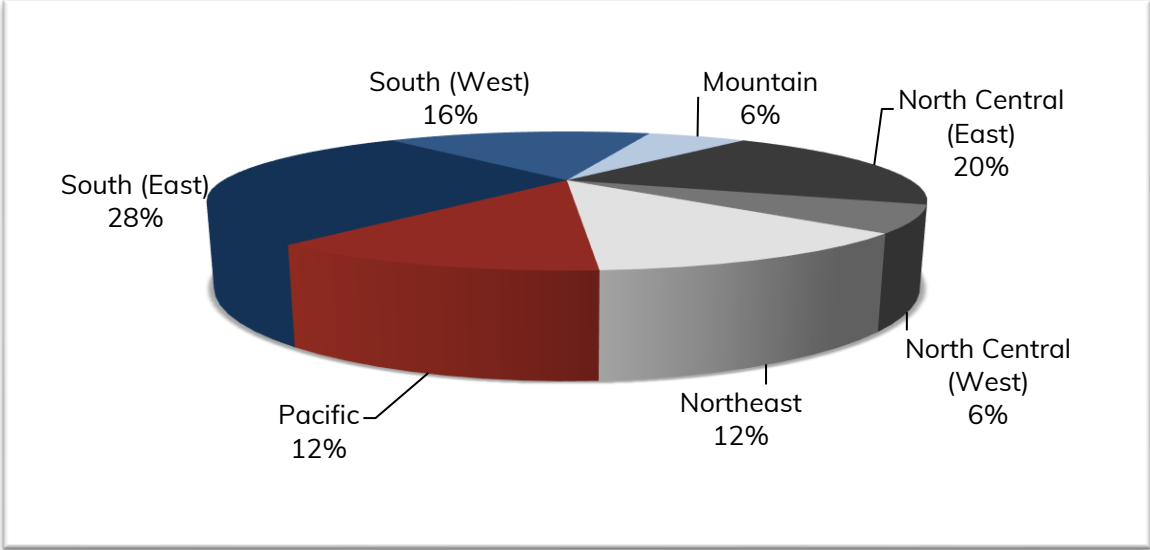
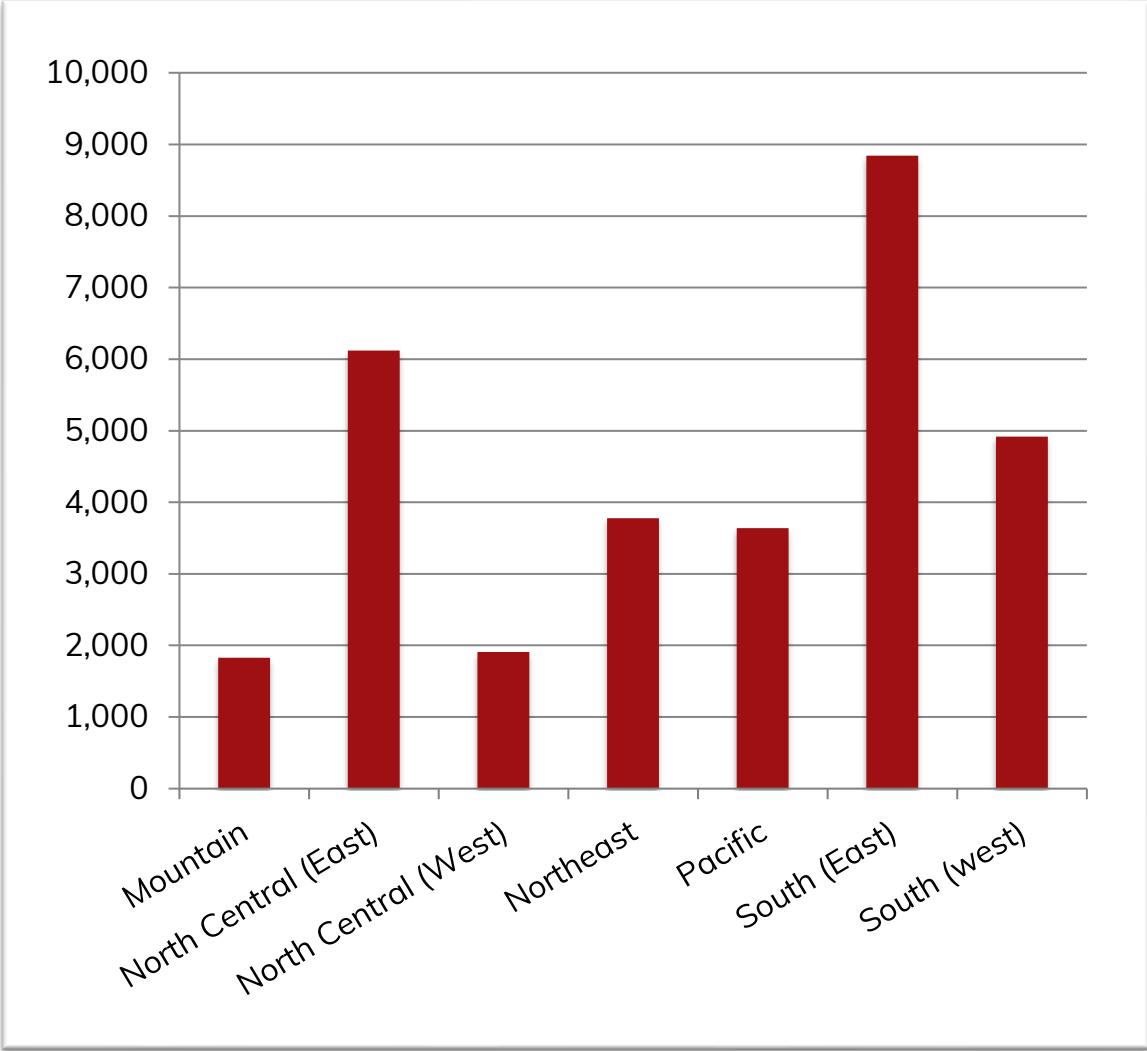
Total Bankruptcies Filed	31,186	Total Bankruptcies Filed last 12 months	378,725
Chapter 13	13,362	Total Bankruptcies Filed Prev. Month	32,703
Chapter 7	17,421	Total Bankruptcies Filed Prev. Year (same month)	29,331
Chapter 11	386	Increased Bankruptcies from Prev. Month Total	-1,517 (-4.64%)
Chapter 11, Subchapter V	119	Increased Bankruptcies from Prev. Year Total (same month)	1,855 (6.32%)



# BANKRUPTCY FILINGS BY REGION



For Bankruptcies Filed Between 11/01/2022 and 11/30/2022



REGION	STATES
Mountain	Arizona, Colorado, Idaho, Montana, New Mexico, Utah, Wyoming
North Central (East)	Illinois, Indiana, Michigan, Ohio, Wisconsin
North Central (West)	Iowa, Kansas, Minnesota, Missouri, Nebraska, North Dakota, South Dakota
Northeast	Connecticut, Delaware, Maine, Massachusetts, New Hampshire, New Jersey, New York, Pennsylvania, Rhode Island, Vermont
Pacific	Alaska, California, Hawaii, Guam, Nevada, Oregon, Washington
South (East)	District of Columbia, Florida, Georgia, Kentucky, Maryland, North Carolina, Puerto Rico, South Carolina, Tennessee, Virgin Islands, Virginia, West Virginia
South (West)	Alabama, Arkansas, Louisiana, Mississippi, Oklahoma, Texas

# BANKRUPTCY FILINGS BY COURT



For Bankruptcies Filed Between 11/01/2022 and 11/30/2022

COURT	CH 7	CH 11	CH 12	CH 13	TOTAL
DISTRICT OF ALASKA	17			7	24
MIDDLE DISTRICT OF ALABAMA	69		1	377	447
NORTHERN DISTRICT OF ALABAMA	233			437	670
SOUTHERN DISTRICT OF ALABAMA	39			178	217
EASTERN DISTRICT OF ARKANSAS	127			190	317
WESTERN DISTRICT OF ARKANSAS	44			93	137
DISTRICT OF ARIZONA	554	6		123	683
CENTRAL DISTRICT OF CALIFORNIA	1,043	9		271	1,323
EASTERN DISTRICT OF CALIFORNIA	382	3		128	513
NORTHERN DISTRICT OF CALIFORNIA	183	3		115	301
SOUTHERN DISTRICT OF CALIFORNIA	202	2		45	249
DISTRICT OF COLORADO	316	4		117	437
DISTRICT OF CONNECTICUT	167	5		47	219
DISTRICT OF WASHINGTON, D.C.	14	1		5	20
DISTRICT OF DELAWARE	46	128		35	209
MIDDLE DISTRICT OF FLORIDA	747	12		274	1,033
NORTHERN DISTRICT OF FLORIDA	84	3		31	118
SOUTHERN DISTRICT OF FLORIDA	347	19	1	358	725
MIDDLE DISTRICT OF GEORGIA	115			295	410
NORTHERN DISTRICT OF GEORGIA	608	6		616	1,230

# BANKRUPTCY FILINGS BY COURT



For Bankruptcies Filed Between 11/01/2022 and 11/30/2022

COURT	CH 7	CH 11	CH 12	CH 13	TOTAL
SOUTHERN DISTRICT OF GEORGIA	27			261	288
DISTRICT OF GUAM	2				2
DISTRICT OF HAWAII	46	3		26	75
NORTHERN DISTRICT OF IOWA	56	1		8	65
SOUTHERN DISTRICT OF IOWA	103			23	126
DISTRICT OF IDAHO	107	2		19	128
CENTRAL DISTRICT OF ILLINOIS	109	1		46	156
NORTHERN DISTRICT OF ILLINOIS	700	8		604	1,312
SOUTHERN DISTRICT OF ILLINOIS	51			72	123
NORTHERN DISTRICT OF INDIANA	220			196	416
SOUTHERN DISTRICT OF INDIANA	335			304	639
DISTRICT OF KANSAS	137	2	1	139	279
EASTERN DISTRICT OF KENTUCKY	211			128	339
WESTERN DISTRICT OF KENTUCKY	186			213	399
EASTERN DISTRICT OF LOUISIANA	36			112	148
MIDDLE DISTRICT OF LOUISIANA	32			34	66
WESTERN DISTRICT OF LOUISIANA	53	3	1	332	389
DISTRICT OF MASSACHUSETTS	161	4		97	262
DISTRICT OF MARYLAND	356	3		234	593
DISTRICT OF MAINE	36			10	46

# BANKRUPTCY FILINGS BY COURT



For Bankruptcies Filed Between 11/01/2022 and 11/30/2022

COURT	CH 7	CH 11	CH 12	CH 13	TOTAL
EASTERN DISTRICT OF MICHIGAN	796	4		371	1,171
WESTERN DISTRICT OF MICHIGAN	135	1		82	218
DISTRICT OF MINNESOTA	323	3		145	471
EASTERN DISTRICT OF MISSOURI	228	1		176	405
WESTERN DISTRICT OF MISSOURI	153			157	310
NORTHERN DISTRICT OF MISSISSIPPI	96			208	304
SOUTHERN DISTRICT OF MISSISSIPPI	156	2		193	351
DISTRICT OF MONTANA	31			6	37
EASTERN DISTRICT OF NORTH CAROLINA	68	2	1	186	257
MIDDLE DISTRICT OF NORTH CAROLINA	47			87	134
WESTERN DISTRICT OF NORTH CAROLINA	57	3		69	129
DISTRICT OF NORTH DAKOTA	32			3	35
DISTRICT OF NEBRASKA	103	8		58	169
DISTRICT OF NEW HAMPSHIRE	35	2		14	51
DISTRICT OF NEW JERSEY	470	28		350	848
DISTRICT OF NEW MEXICO	56			16	72
DISTRICT OF NEVADA	299	5		72	376
EASTERN DISTRICT OF NEW YORK	321	28		258	607
NORTHERN DISTRICT OF NEW YORK	163		1	72	236
SOUTHERN DISTRICT OF NEW YORK	236	17		55	308

# BANKRUPTCY FILINGS BY COURT



For Bankruptcies Filed Between 11/01/2022 and 11/30/2022

COURT	CH 7	CH 11	CH 12	CH 13	TOTAL
WESTERN DISTRICT OF NEW YORK	78	1		62	141
NORTHERN DISTRICT OF OHIO	681			191	872
SOUTHERN DISTRICT OF OHIO	408			224	632
EASTERN DISTRICT OF OKLAHOMA	59			5	64
NORTHERN DISTRICT OF OKLAHOMA	82			19	101
WESTERN DISTRICT OF OKLAHOMA	192	1	1	64	258
DISTRICT OF OREGON	244	2		123	369
EASTERN DISTRICT OF PENNSYLVANIA	132	2		147	282
MIDDLE DISTRICT OF PENNSYLVANIA	104			88	192
WESTERN DISTRICT OF PENNSYLVANIA	185	6		115	306
DISTRICT OF PUERTO RICO	110	2		194	306
DISTRICT OF RHODE ISLAND	39			19	58
DISTRICT OF SOUTH CAROLINA	94	1		217	312
DISTRICT OF SOUTH DAKOTA	32		2	15	49
EASTERN DISTRICT OF TENNESSEE	269	1		254	524
MIDDLE DISTRICT OF TENNESSEE	136	3		194	333
WESTERN DISTRICT OF TENNESSEE	95	1		522	618
EASTERN DISTRICT OF TEXAS	143			145	288
NORTHERN DISTRICT OF TEXAS	244	13		245	502
SOUTHERN DISTRICT OF TEXAS	152	7		172	331



# BANKRUPTCY FILINGS BY COURT



For Bankruptcies Filed Between 11/01/2022 and 11/30/2022

COURT	CH 7	CH 11	CH 12	CH 13	TOTAL
WESTERN DISTRICT OF TEXAS	252	1		186	439
DISTRICT OF UTAH	402	2		327	731
EASTERN DISTRICT OF VIRGINIA	124	2		92	218
WESTERN DISTRICT OF VIRGINIA					
DISTRICT OF THE VIRGIN ISLANDS	11			3	14
DISTRICT OF VERMONT	85			29	114
EASTERN DISTRICT OF WASHINGTON	212	1		80	293
WESTERN DISTRICT OF WASHINGTON	253			177	430
EASTERN DISTRICT OF WISCONSIN	100			52	152
WESTERN DISTRICT OF WISCONSIN	48	1		11	60
NORTHERN DISTRICT OF WEST VIRGINIA	52	1		14	67
SOUTHERN DISTRICT OF WEST VIRGINIA	28	1		3	32
DISTRICT OF WYOMING	252	1		186	439

AIS is a Texas-based FinTech firm offering data analytics, technology and talent to support Operations and IT functions within the financial services sector. We are committed to lowering costs, improving quality and delivering faster results for our clients. Our insights, software robotics and workforce solutions drive the day-to-day work so our clients can focus on growing their business.

Using a lean Six Sigma approach, our team reviews client processes, eliminates non-value adds, and streamlines productivity. We build and share financial and legal technology to automate and optimize operational performance. We recruit, train and manage highly skilled human resources to meet project-based or full-time staffing needs.

Our clients have global access to a wide-ranging team of subject matter experts specializing in data, information technology, business operations, and legal support,. We serve a variety of industries including commercial and retail banking, automotive finance, credit card, mortgage, insurance and telecommunications.

*All rights reserved. AIS warrants that it employs all reasonable endeavours to ensure that the supplied statistical reports are substantially complete and free of errors or defects. The user acknowledges that all information contained herein is derived from public record data and from time to time, errors may occur. AIS InSight is a proprietary analytical report produced monthly by AIS. The supplied information will not be disclosed, recompiled, sold or traded, in whole or in part, to third parties unless prior written consent is obtained. AIS assumes no responsibility or liability for any decisions made as a result of using this report.*

