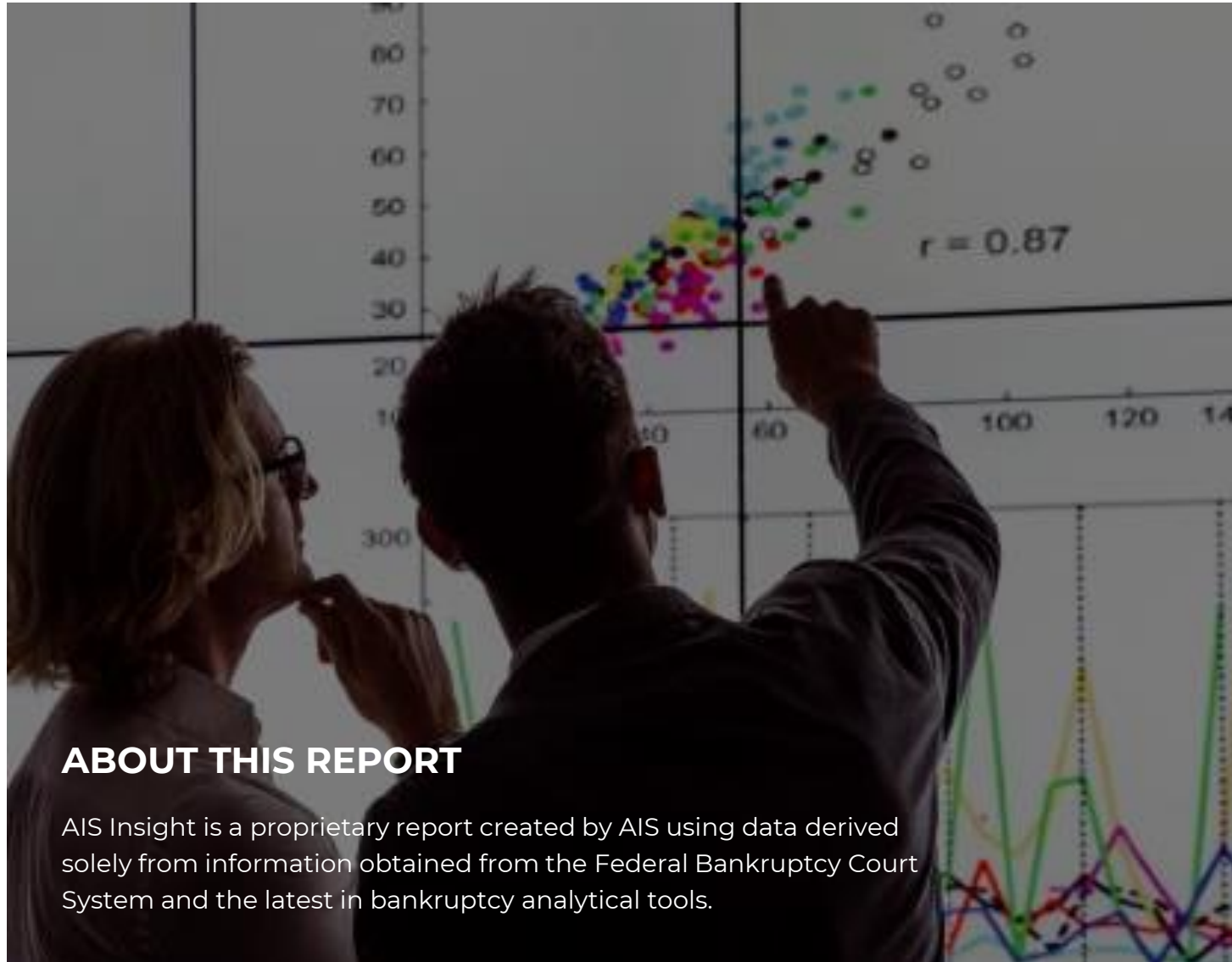


# AIS Insight Report

## 2023 | 1<sup>st</sup> Issue | December 2022 Data



## ABOUT THIS REPORT

AIS Insight is a proprietary report created by AIS using data derived solely from information obtained from the Federal Bankruptcy Court System and the latest in bankruptcy analytical tools.

## TABLE OF CONTENTS

BANKRUPTCY STATISTICS SNAPSHOT	1
BANKRUPTCY FILINGS BY REGION - CHARTS	2
BANKRUPTCY FILINGS BY COURT - TABLE	3-7

## PRODUCT SPOTLIGHT

**BANKRUPTCY EVENT TRACKING** is driven by the latest bankruptcy technology, automating docket review processes and serving as a practical alternative to other products in the market.

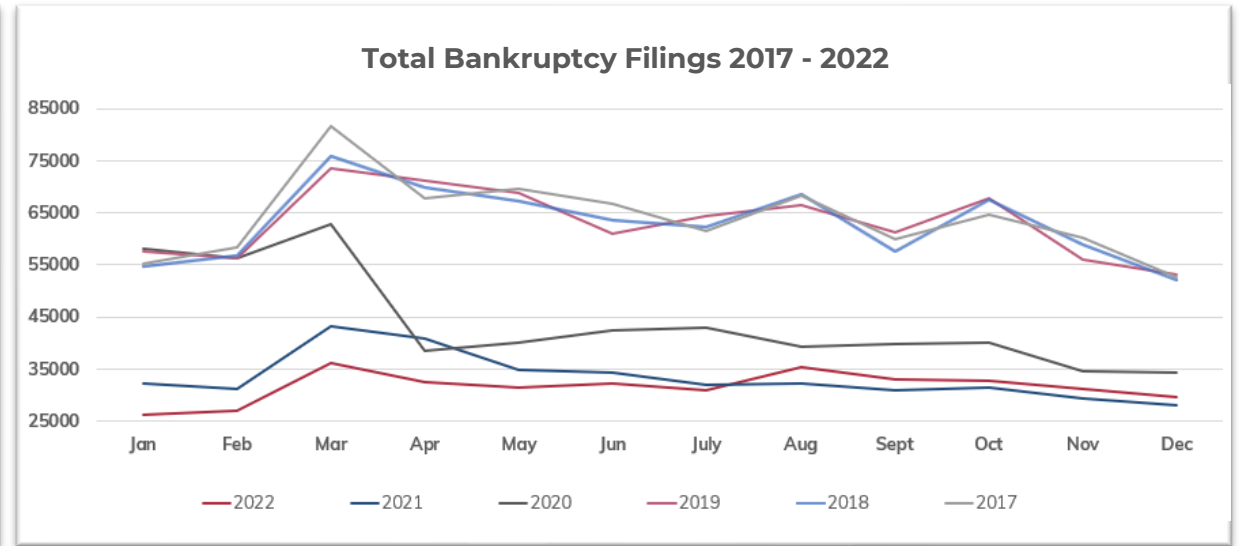
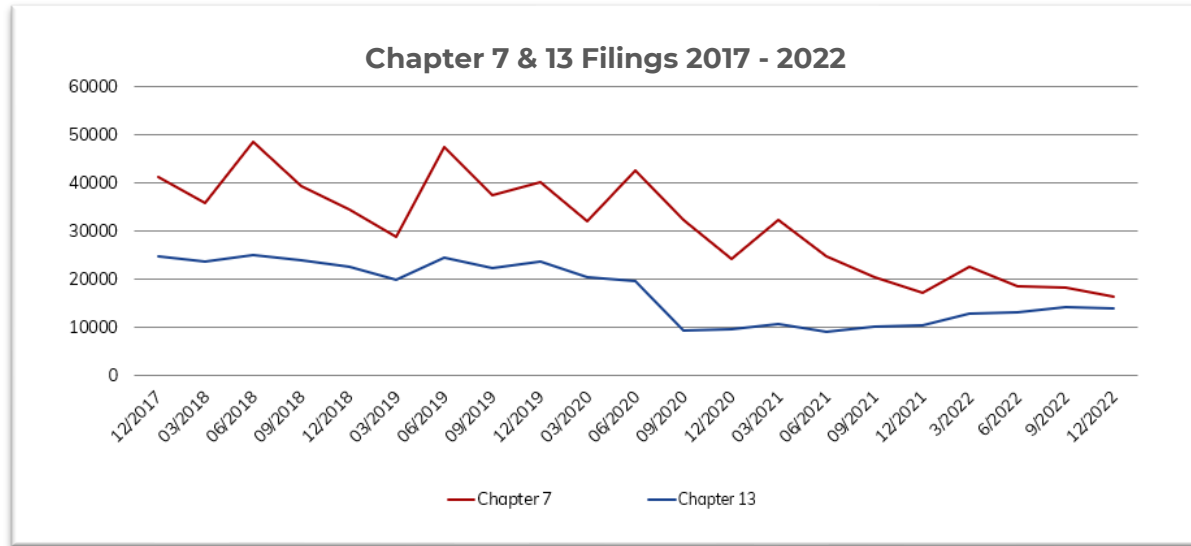
Our proprietary system notifies clients of bankruptcy filings, monitors case dockets and pushes critical activities into client-customized work queues to take immediate action.

# BANKRUPTCY STATISTICS SNAPSHOT



For Bankruptcies Filed Between 12/01/2022 and 12/31/2022

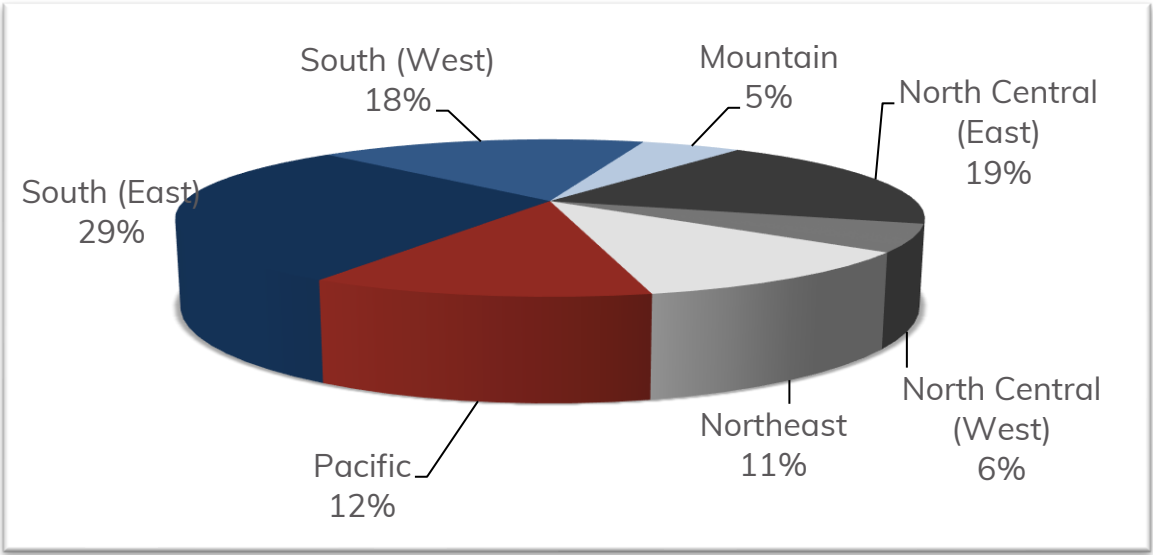
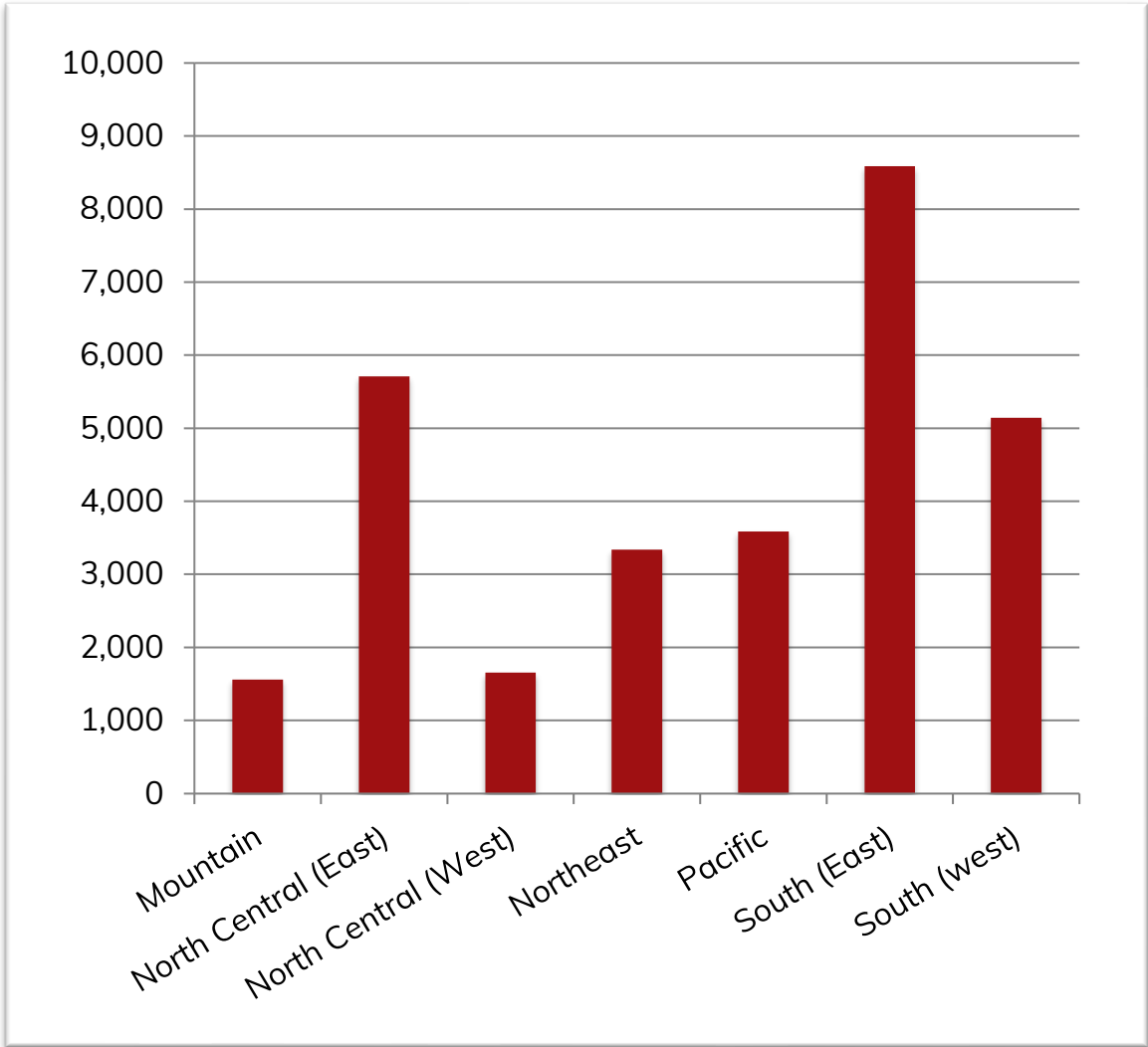
Total Bankruptcies Filed	29,611	Total Bankruptcies Filed last 12 months	408,336
Chapter 13	12,841	Total Bankruptcies Filed Prev. Month	31,184
Chapter 7	16,389	Total Bankruptcies Filed Prev. Year (same month)	27,986
Chapter 11	366	Increased Bankruptcies from Prev. Month Total	-1,573 (-5.04%)
Chapter 11, Subchapter V	135	Increased Bankruptcies from Prev. Year Total (same month)	1,625 (5.81%)



# BANKRUPTCY FILINGS BY REGION



For Bankruptcies Filed Between 12/01/2022 and 12/31/2022



REGION	STATES
Mountain	Arizona, Colorado, Idaho, Montana, New Mexico, Utah, Wyoming
North Central (East)	Illinois, Indiana, Michigan, Ohio, Wisconsin
North Central (West)	Iowa, Kansas, Minnesota, Missouri, Nebraska, North Dakota, South Dakota
Northeast	Connecticut, Delaware, Maine, Massachusetts, New Hampshire, New Jersey, New York, Pennsylvania, Rhode Island, Vermont
Pacific	Alaska, California, Hawaii, Guam, Nevada, Oregon, Washington
South (East)	District of Columbia, Florida, Georgia, Kentucky, Maryland, North Carolina, Puerto Rico, South Carolina, Tennessee, Virgin Islands, Virginia, West Virginia
South (West)	Alabama, Arkansas, Louisiana, Mississippi, Oklahoma, Texas

# BANKRUPTCY FILINGS BY COURT



For Bankruptcies Filed Between 12/01/2022 and 12/31/2022

COURT	CH 7	CH 11	CH 12	CH 13	TOTAL
DISTRICT OF ALASKA	11			1	12
MIDDLE DISTRICT OF ALABAMA	59			359	418
NORTHERN DISTRICT OF ALABAMA	219	2		432	653
SOUTHERN DISTRICT OF ALABAMA	47	2		203	252
EASTERN DISTRICT OF ARKANSAS	113	2		178	293
WESTERN DISTRICT OF ARKANSAS	45			88	133
DISTRICT OF ARIZONA	476	4		101	581
CENTRAL DISTRICT OF CALIFORNIA	1,018	17		237	1,272
EASTERN DISTRICT OF CALIFORNIA	333	4	2	135	474
NORTHERN DISTRICT OF CALIFORNIA	195	8	1	116	320
SOUTHERN DISTRICT OF CALIFORNIA	206	2		38	246
DISTRICT OF COLORADO	302	3	1	93	399
DISTRICT OF CONNECTICUT	149	2		37	188
DISTRICT OF WASHINGTON, D.C.	17	3		3	23
DISTRICT OF DELAWARE	57	48		30	135
MIDDLE DISTRICT OF FLORIDA	718	27		231	976
NORTHERN DISTRICT OF FLORIDA	96	2		39	137
SOUTHERN DISTRICT OF FLORIDA	351	13	1	397	762
MIDDLE DISTRICT OF GEORGIA	119	4	1	330	454
NORTHERN DISTRICT OF GEORGIA	493	19	1	804	1,317

# BANKRUPTCY FILINGS BY COURT



For Bankruptcies Filed Between 12/01/2022 and 12/31/2022

COURT	CH 7	CH 11	CH 12	CH 13	TOTAL
SOUTHERN DISTRICT OF GEORGIA	36			239	275
DISTRICT OF GUAM	3				3
DISTRICT OF HAWAII	52	4		32	88
NORTHERN DISTRICT OF IOWA	60		1	13	74
SOUTHERN DISTRICT OF IOWA	69	1		16	86
DISTRICT OF IDAHO	108			12	120
CENTRAL DISTRICT OF ILLINOIS	130			43	173
NORTHERN DISTRICT OF ILLINOIS	690	8		594	1,292
SOUTHERN DISTRICT OF ILLINOIS	50			46	96
NORTHERN DISTRICT OF INDIANA	190	2		143	335
SOUTHERN DISTRICT OF INDIANA	282	5		242	529
DISTRICT OF KANSAS	99	3		120	222
EASTERN DISTRICT OF KENTUCKY	181	1		93	275
WESTERN DISTRICT OF KENTUCKY	148	2		194	344
EASTERN DISTRICT OF LOUISIANA	31	2		90	123
MIDDLE DISTRICT OF LOUISIANA	23			28	51
WESTERN DISTRICT OF LOUISIANA	53	2		316	371
DISTRICT OF MASSACHUSETTS	161	4		86	251
DISTRICT OF MARYLAND	412	4		209	625
DISTRICT OF MAINE	26			11	37

# BANKRUPTCY FILINGS BY COURT



For Bankruptcies Filed Between 12/01/2022 and 12/31/2022

COURT	CH 7	CH 11	CH 12	CH 13	TOTAL
EASTERN DISTRICT OF MICHIGAN	737	2		358	1,097
WESTERN DISTRICT OF MICHIGAN	141			62	203
DISTRICT OF MINNESOTA	325			123	448
EASTERN DISTRICT OF MISSOURI	203	4		155	362
WESTERN DISTRICT OF MISSOURI	127	2		123	252
NORTHERN DISTRICT OF MISSISSIPPI	98			189	287
SOUTHERN DISTRICT OF MISSISSIPPI	162	1		142	305
DISTRICT OF MONTANA	26	1		10	37
EASTERN DISTRICT OF NORTH CAROLINA	59	3		199	261
MIDDLE DISTRICT OF NORTH CAROLINA	44	1		81	126
WESTERN DISTRICT OF NORTH CAROLINA	57			70	127
DISTRICT OF NORTH DAKOTA	23			7	30
DISTRICT OF NEBRASKA	95			50	145
DISTRICT OF NEW HAMPSHIRE	45	1		18	64
DISTRICT OF NEW JERSEY	427	14		300	741
DISTRICT OF NEW MEXICO	63	2		9	74
DISTRICT OF NEVADA	340	7		102	449
EASTERN DISTRICT OF NEW YORK	301	21		220	542
NORTHERN DISTRICT OF NEW YORK	163	2	1	63	229
SOUTHERN DISTRICT OF NEW YORK	164	18		62	244

# BANKRUPTCY FILINGS BY COURT



For Bankruptcies Filed Between 12/01/2022 and 12/31/2022

COURT	CH 7	CH 11	CH 12	CH 13	TOTAL
WESTERN DISTRICT OF NEW YORK	96	1		36	133
NORTHERN DISTRICT OF OHIO	587			178	765
SOUTHERN DISTRICT OF OHIO	431	2		219	652
EASTERN DISTRICT OF OKLAHOMA	52			5	57
NORTHERN DISTRICT OF OKLAHOMA	77			10	87
WESTERN DISTRICT OF OKLAHOMA	153			63	216
DISTRICT OF OREGON	221			91	312
EASTERN DISTRICT OF PENNSYLVANIA	122	4		123	249
MIDDLE DISTRICT OF PENNSYLVANIA	118	1		77	196
WESTERN DISTRICT OF PENNSYLVANIA	171	5		98	274
DISTRICT OF PUERTO RICO	115	2	2	221	340
DISTRICT OF RHODE ISLAND	31			12	43
DISTRICT OF SOUTH CAROLINA	90	3		217	310
DISTRICT OF SOUTH DAKOTA	28			8	36
EASTERN DISTRICT OF TENNESSEE	227	1		204	432
MIDDLE DISTRICT OF TENNESSEE	113	2		177	292
WESTERN DISTRICT OF TENNESSEE	104	1		452	557
EASTERN DISTRICT OF TEXAS	132	4		171	307
NORTHERN DISTRICT OF TEXAS	292	16		326	634
SOUTHERN DISTRICT OF TEXAS	207	23		315	545



# BANKRUPTCY FILINGS BY COURT



For Bankruptcies Filed Between 12/01/2022 and 12/31/2022

COURT	CH 7	CH 11	CH 12	CH 13	TOTAL
WESTERN DISTRICT OF TEXAS	210	7		192	409
DISTRICT OF UTAH	191	1		136	328
EASTERN DISTRICT OF VIRGINIA	336	3		303	642
WESTERN DISTRICT OF VIRGINIA	107	2		107	216
DISTRICT OF THE VIRGIN ISLANDS					
DISTRICT OF VERMONT	5		2	4	11
EASTERN DISTRICT OF WASHINGTON	79			19	98
WESTERN DISTRICT OF WASHINGTON	214	2		94	310
EASTERN DISTRICT OF WISCONSIN	249	1		188	438
WESTERN DISTRICT OF WISCONSIN	83			48	131
NORTHERN DISTRICT OF WEST VIRGINIA	27			7	34
SOUTHERN DISTRICT OF WEST VIRGINIA	50	5		8	63
DISTRICT OF WYOMING	21			1	22

AIS is a Texas-based FinTech firm offering data analytics, technology and talent to support Operations and IT functions within the financial services sector. We are committed to lowering costs, improving quality and delivering faster results for our clients. Our insights, software robotics and workforce solutions drive the day-to-day work so our clients can focus on growing their business.

Using a lean Six Sigma approach, our team reviews client processes, eliminates non-value adds, and streamlines productivity. We build and share financial and legal technology to automate and optimize operational performance. We recruit, train and manage highly skilled human resources to meet project-based or full-time staffing needs.

Our clients have global access to a wide-ranging team of subject matter experts specializing in data, information technology, business operations, and legal support,. We serve a variety of industries including commercial and retail banking, automotive finance, credit card, mortgage, insurance and telecommunications.

*All rights reserved. AIS warrants that it employs all reasonable endeavours to ensure that the supplied statistical reports are substantially complete and free of errors or defects. The user acknowledges that all information contained herein is derived from public record data and from time to time, errors may occur. AIS InSight is a proprietary analytical report produced monthly by AIS. The supplied information will not be disclosed, recompiled, sold or traded, in whole or in part, to third parties unless prior written consent is obtained. AIS assumes no responsibility or liability for any decisions made as a result of using this report.*

