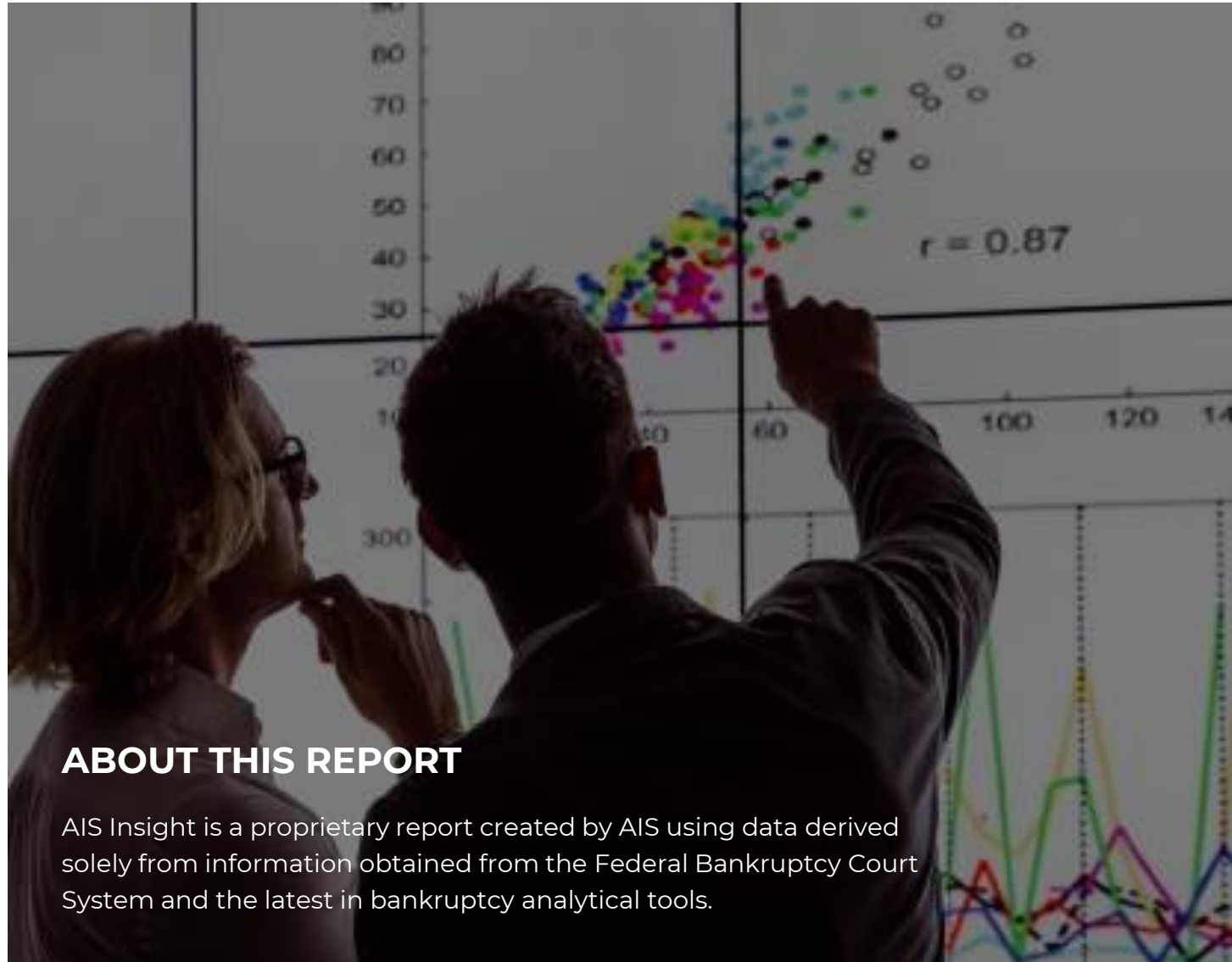


# AIS Insight Report

## 2021 | 3<sup>rd</sup> Issue | February Data



## ABOUT THIS REPORT

AIS Insight is a proprietary report created by AIS using data derived solely from information obtained from the Federal Bankruptcy Court System and the latest in bankruptcy analytical tools.

## TABLE OF CONTENTS

BANKRUPTCY STATISTICS SNAPSHOT	1
BANKRUPTCY FILINGS BY REGION - CHARTS	2
BANKRUPTCY FILINGS BY COURT - TABLE	3-7

## PRODUCT SPOTLIGHT

**BANKRUPTCY EVENT TRACKING** is driven by the latest bankruptcy technology, automating docket review processes and serving as a practical alternative to other products in the market.

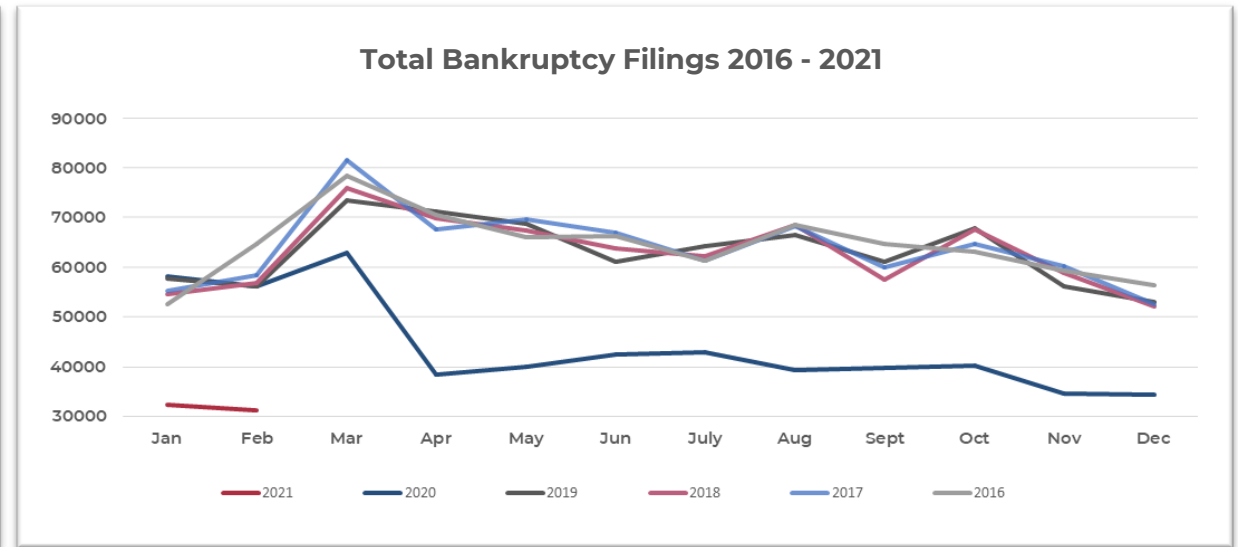
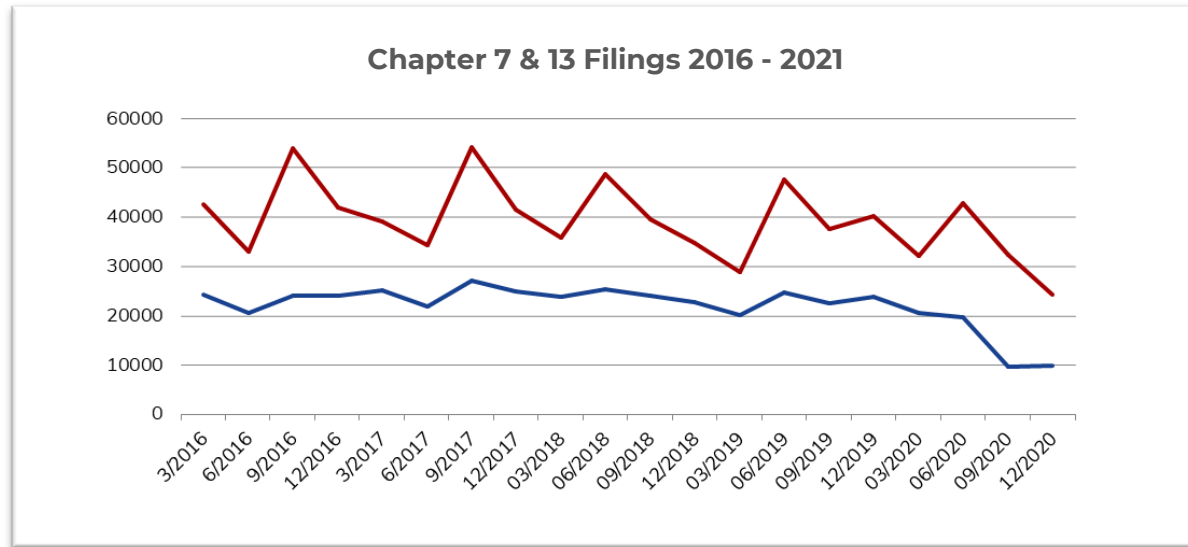
Our proprietary system notifies clients of bankruptcy filings, monitors case dockets and pushes critical activities into client-customized work queues to take immediate action.

# BANKRUPTCY STATISTICS SNAPSHOT



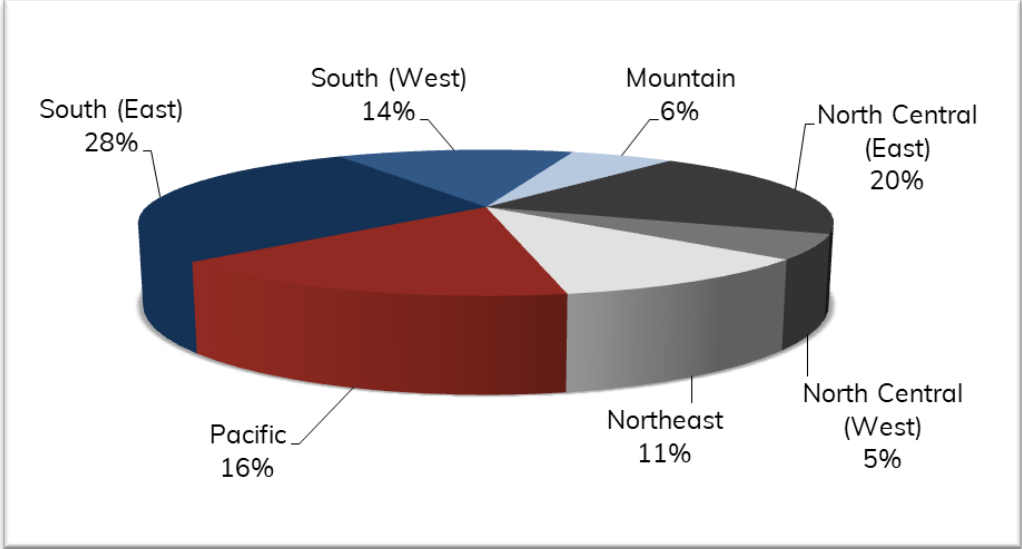
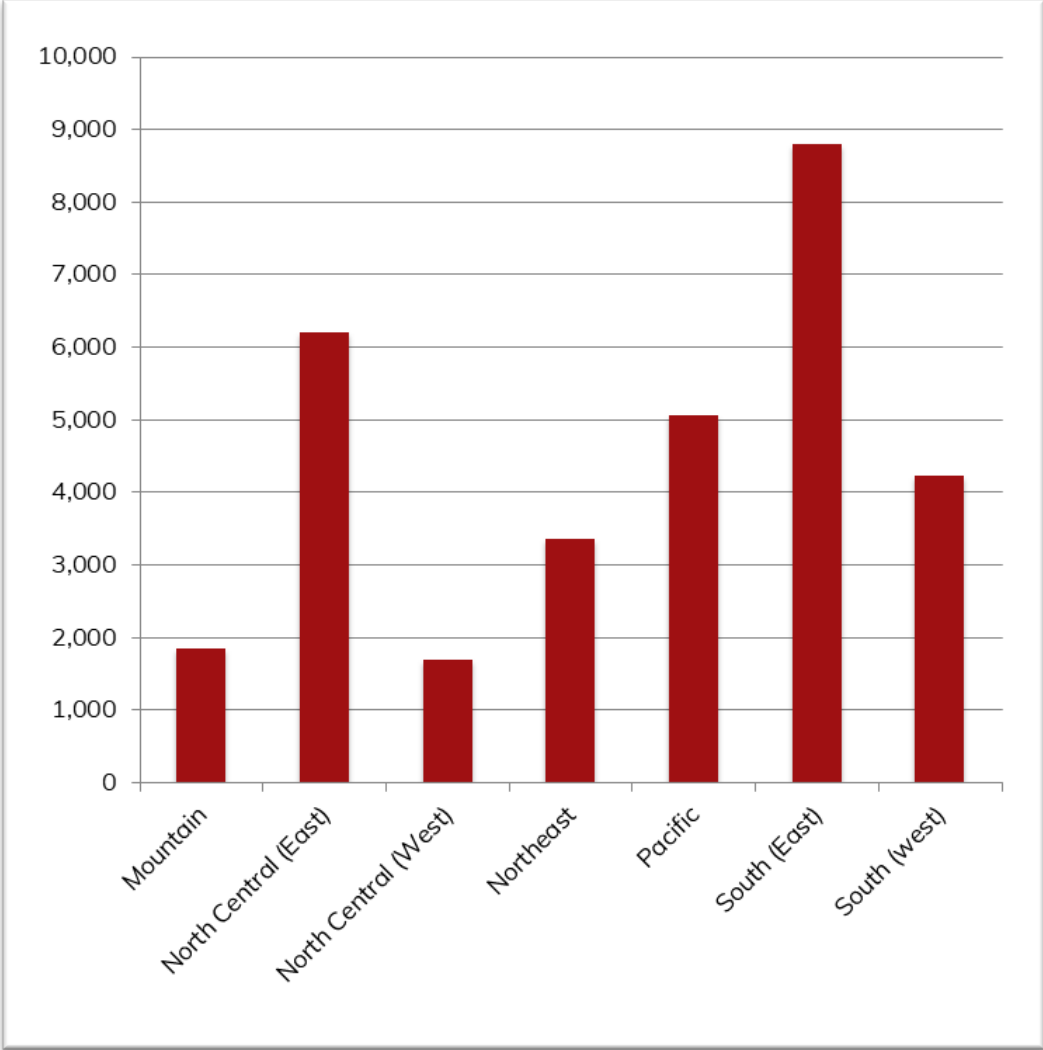
For Bankruptcies Filed Between 02/01/2021 and 02/28/2021

Total Bankruptcies Filed	31,208	Total Bankruptcies Filed last 12 months	478,263
Chapter 13	8,634	Total Bankruptcies Filed Prev. Month	32,334
Chapter 7	22,059	Total Bankruptcies Filed Prev. Year (same month)	56,195
Chapter 11	475	Increased Bankruptcies from Prev. Month Total	-1,126 (-3.48%)
Chapter 11, Subchapter V	133	Increased Bankruptcies from Prev. Year Total (same month)	-24,987 (-44.46%)



# BANKRUPTCY FILINGS BY REGION

For Bankruptcies Filed Between 02/01/2021 and 02/28/2021



REGION	STATES
Mountain	Arizona, Colorado, Idaho, Montana, New Mexico, Utah, Wyoming
North Central (East)	Illinois, Indiana, Michigan, Ohio, Wisconsin
North Central (West)	Iowa, Kansas, Minnesota, Missouri, Nebraska, North Dakota, South Dakota
Northeast	Connecticut, Delaware, Maine, Massachusetts, New Hampshire, New Jersey, New York, Pennsylvania, Rhode Island, Vermont
Pacific	Alaska, California, Hawaii, Guam, Nevada, Oregon, Washington
South (East)	District of Columbia, Florida, Georgia, Kentucky, Maryland, North Carolina, Puerto Rico, South Carolina, Tennessee, Virgin Islands, Virginia, West Virginia
South (West)	Alabama, Arkansas, Louisiana, Mississippi, Oklahoma, Texas

# BANKRUPTCY FILINGS BY COURT



For Bankruptcies Filed Between 02/01/2021 and 02/28/2021

COURT	CH 7	CH 11	CH 12	CH 13	TOTAL
DISTRICT OF ALASKA	20				20
MIDDLE DISTRICT OF ALABAMA	102			273	375
NORTHERN DISTRICT OF ALABAMA	302			291	593
SOUTHERN DISTRICT OF ALABAMA	65			148	213
EASTERN DISTRICT OF ARKANSAS	113			120	233
WESTERN DISTRICT OF ARKANSAS	83		1	49	133
DISTRICT OF ARIZONA	588	5	1	114	708
CENTRAL DISTRICT OF CALIFORNIA	1,722	33		199	1,954
EASTERN DISTRICT OF CALIFORNIA	567	5	1	81	654
NORTHERN DISTRICT OF CALIFORNIA	299	24		117	440
SOUTHERN DISTRICT OF CALIFORNIA	368	1		38	407
DISTRICT OF COLORADO	360	8	2	79	449
DISTRICT OF CONNECTICUT	212	1		31	244
DISTRICT OF WASHINGTON, D.C.	28			1	29
DISTRICT OF DELAWARE	66	5		25	96
MIDDLE DISTRICT OF FLORIDA	1,107	17	2	187	1,313
NORTHERN DISTRICT OF FLORIDA	104	6		12	122
SOUTHERN DISTRICT OF FLORIDA	657	19		362	1,038
MIDDLE DISTRICT OF GEORGIA	112	1		185	298
NORTHERN DISTRICT OF GEORGIA	696	5		449	1,150

# BANKRUPTCY FILINGS BY COURT



For Bankruptcies Filed Between 02/01/2021 and 02/28/2021

COURT	CH 7	CH 11	CH 12	CH 13	TOTAL
SOUTHERN DISTRICT OF GEORGIA	56			193	249
DISTRICT OF GUAM	9			1	10
DISTRICT OF HAWAII	63	8		20	91
NORTHERN DISTRICT OF IOWA	61			5	66
SOUTHERN DISTRICT OF IOWA	116		1	9	126
DISTRICT OF IDAHO	125	1		11	137
CENTRAL DISTRICT OF ILLINOIS	160			32	192
NORTHERN DISTRICT OF ILLINOIS	1,036	6		390	1,432
SOUTHERN DISTRICT OF ILLINOIS	90			44	134
NORTHERN DISTRICT OF INDIANA	236	4	1	86	327
SOUTHERN DISTRICT OF INDIANA	283	1	1	233	518
DISTRICT OF KANSAS	105		4	109	218
EASTERN DISTRICT OF KENTUCKY	213	1		85	299
WESTERN DISTRICT OF KENTUCKY	198	1		154	353
EASTERN DISTRICT OF LOUISIANA	70	5		53	128
MIDDLE DISTRICT OF LOUISIANA	20			15	35
WESTERN DISTRICT OF LOUISIANA	70	3		181	254
DISTRICT OF MASSACHUSETTS	186			56	242
DISTRICT OF MARYLAND	455	4		116	575
DISTRICT OF MAINE	40	1	1	3	45

# BANKRUPTCY FILINGS BY COURT



For Bankruptcies Filed Between 02/01/2021 and 02/28/2021

COURT	CH 7	CH 11	CH 12	CH 13	TOTAL
EASTERN DISTRICT OF MICHIGAN	895			237	1,132
WESTERN DISTRICT OF MICHIGAN	222	1		50	273
DISTRICT OF MINNESOTA	320	2	6	79	407
EASTERN DISTRICT OF MISSOURI	238	3	2	111	354
WESTERN DISTRICT OF MISSOURI	163	6		93	262
NORTHERN DISTRICT OF MISSISSIPPI	78	1		86	165
SOUTHERN DISTRICT OF MISSISSIPPI	177		1	103	281
DISTRICT OF MONTANA	25	1		4	30
EASTERN DISTRICT OF NORTH CAROLINA	108	1	1	139	249
MIDDLE DISTRICT OF NORTH CAROLINA	86	1		92	179
WESTERN DISTRICT OF NORTH CAROLINA	72	2		46	120
DISTRICT OF NORTH DAKOTA	38			3	41
DISTRICT OF NEBRASKA	118	3	2	45	168
DISTRICT OF NEW HAMPSHIRE	50			9	59
DISTRICT OF NEW JERSEY	567	6		148	721
DISTRICT OF NEW MEXICO	117	1		11	129
DISTRICT OF NEVADA	523	10		54	587
EASTERN DISTRICT OF NEW YORK	374	16		25	415
NORTHERN DISTRICT OF NEW YORK	200		1	24	225
SOUTHERN DISTRICT OF NEW YORK	232	13		34	279

# BANKRUPTCY FILINGS BY COURT



For Bankruptcies Filed Between 02/01/2021 and 02/28/2021

COURT	CH 7	CH 11	CH 12	CH 13	TOTAL
WESTERN DISTRICT OF NEW YORK	135	1		33	169
NORTHERN DISTRICT OF OHIO	722	4		134	860
SOUTHERN DISTRICT OF OHIO	506	2		163	671
EASTERN DISTRICT OF OKLAHOMA	33			5	38
NORTHERN DISTRICT OF OKLAHOMA	86			4	90
WESTERN DISTRICT OF OKLAHOMA	171			24	195
DISTRICT OF OREGON	347		1	63	411
EASTERN DISTRICT OF PENNSYLVANIA	173	4		77	254
MIDDLE DISTRICT OF PENNSYLVANIA	135		1	65	201
WESTERN DISTRICT OF PENNSYLVANIA	224	6	1	67	298
DISTRICT OF PUERTO RICO	161	4		208	373
DISTRICT OF RHODE ISLAND	61			9	70
DISTRICT OF SOUTH CAROLINA	137			126	263
DISTRICT OF SOUTH DAKOTA	44			2	46
EASTERN DISTRICT OF TENNESSEE	280	2		177	459
MIDDLE DISTRICT OF TENNESSEE	146	4		90	240
WESTERN DISTRICT OF TENNESSEE	100	1		254	355
EASTERN DISTRICT OF TEXAS	123	6		97	226
NORTHERN DISTRICT OF TEXAS	292	8		146	446
SOUTHERN DISTRICT OF TEXAS	219	173		108	500



# BANKRUPTCY FILINGS BY COURT



For Bankruptcies Filed Between 02/01/2021 and 02/28/2021

COURT	CH 7	CH 11	CH 12	CH 13	TOTAL
WESTERN DISTRICT OF TEXAS	239	7		70	316
DISTRICT OF UTAH	228	1		128	357
EASTERN DISTRICT OF VIRGINIA	525	3		247	775
WESTERN DISTRICT OF VIRGINIA	147			73	220
DISTRICT OF THE VIRGIN ISLANDS					
DISTRICT OF VERMONT	22			1	23
EASTERN DISTRICT OF WASHINGTON	104	3		23	130
WESTERN DISTRICT OF WASHINGTON	285	6		65	356
EASTERN DISTRICT OF WISCONSIN	307	2		152	461
WESTERN DISTRICT OF WISCONSIN	158	2	2	38	200
NORTHERN DISTRICT OF WEST VIRGINIA	53	1		8	62
SOUTHERN DISTRICT OF WEST VIRGINIA	56	1		5	62
DISTRICT OF WYOMING	25	2		2	29

AIS is a global process and software engineering company committed to delivering high-quality solutions, on time and at a great value. We offer strategic sourcing alternatives to help organizations manage economic uncertainties, regulatory pressures and market difficulties.

Utilizing our industry and operations expertise, we provide a complete suite of services across a variety of business processes and platforms. We specialize in identifying waste and inefficiency in existing programs and utilize a lean approach to reengineer processes and deploy technology to improve performance and controls while reducing costs.

Our core competencies include: Data & Predictive Analytics, Software & Technology, Account Services, Legal Support Services and Business Process Services.

Banks, credit card issuers, auto and mortgage financiers, healthcare and telecom all rely on AIS for guidance.

*All rights reserved. AIS LP warrants that it employs all reasonable endeavours to ensure that the supplied statistical reports are substantially complete and free of errors or defects. The user acknowledges that all information contained herein is derived from public record data and from time to time, errors may occur. AIS InSight is a proprietary analytical report produced monthly by AIS. The supplied information will not be disclosed, recompiled, sold or traded, in whole or in part, to third parties unless prior written consent is obtained. AIS LP assumes no responsibility or liability for any decisions made as a result of using this report.*

