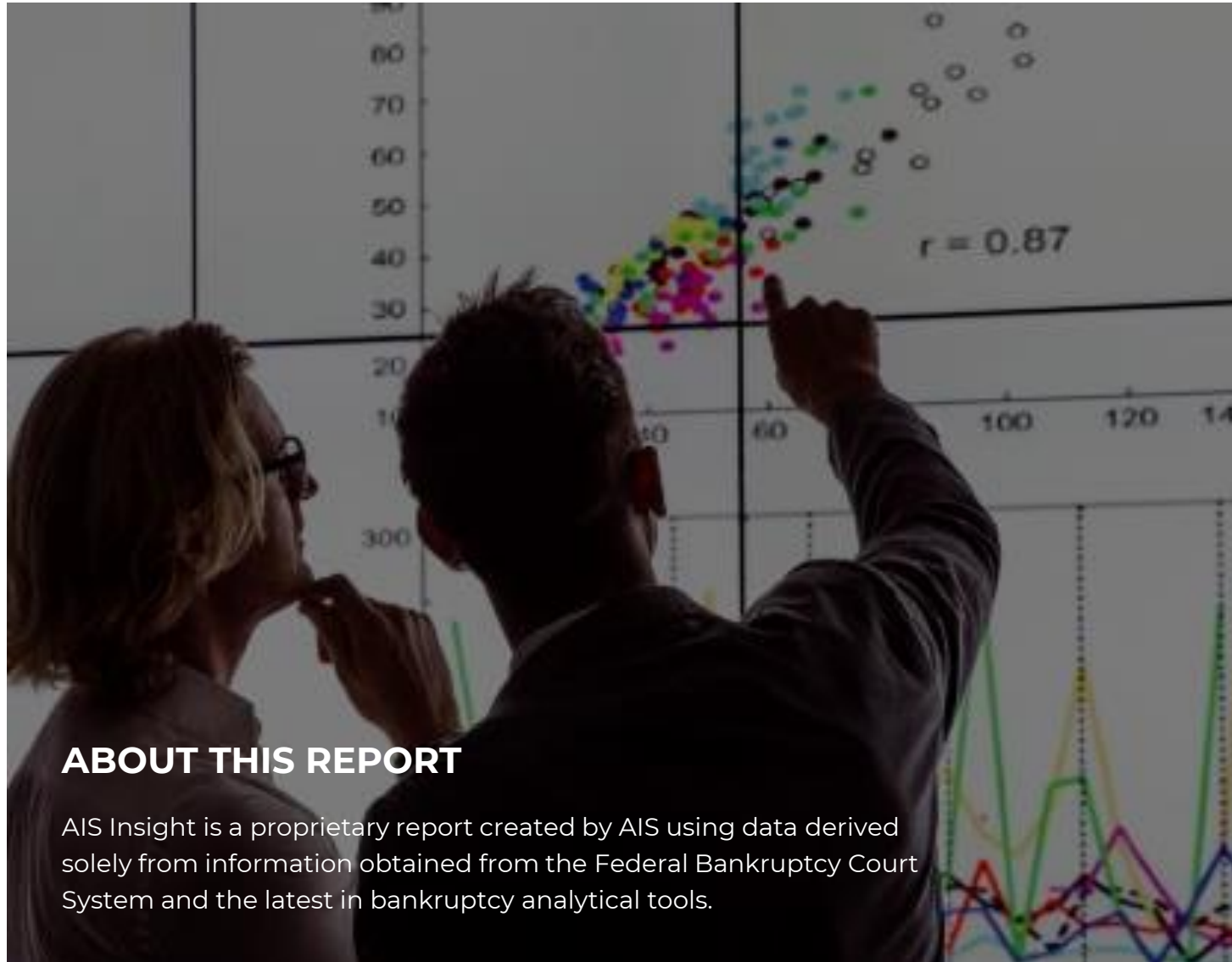


AIS Insight Report

2022 | 1st Issue | December 2021 Data



ABOUT THIS REPORT

AIS Insight is a proprietary report created by AIS using data derived solely from information obtained from the Federal Bankruptcy Court System and the latest in bankruptcy analytical tools.

TABLE OF CONTENTS

BANKRUPTCY STATISTICS SNAPSHOT	1
BANKRUPTCY FILINGS BY REGION - CHARTS	2
BANKRUPTCY FILINGS BY COURT - TABLE	3-7

PRODUCT SPOTLIGHT

BANKRUPTCY EVENT TRACKING is driven by the latest bankruptcy technology, automating docket review processes and serving as a practical alternative to other products in the market.

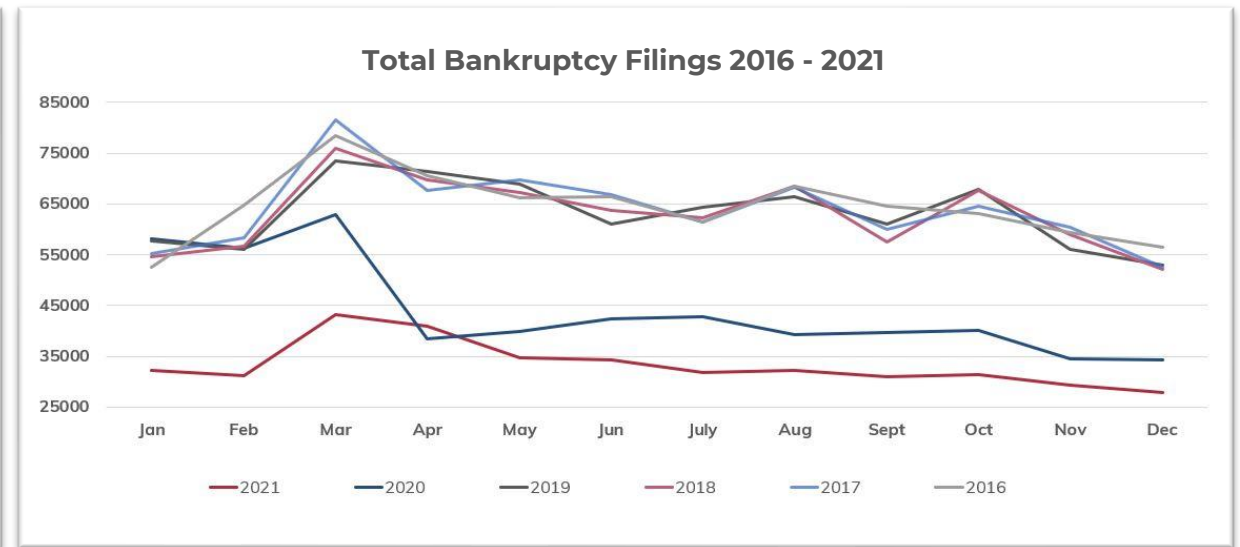
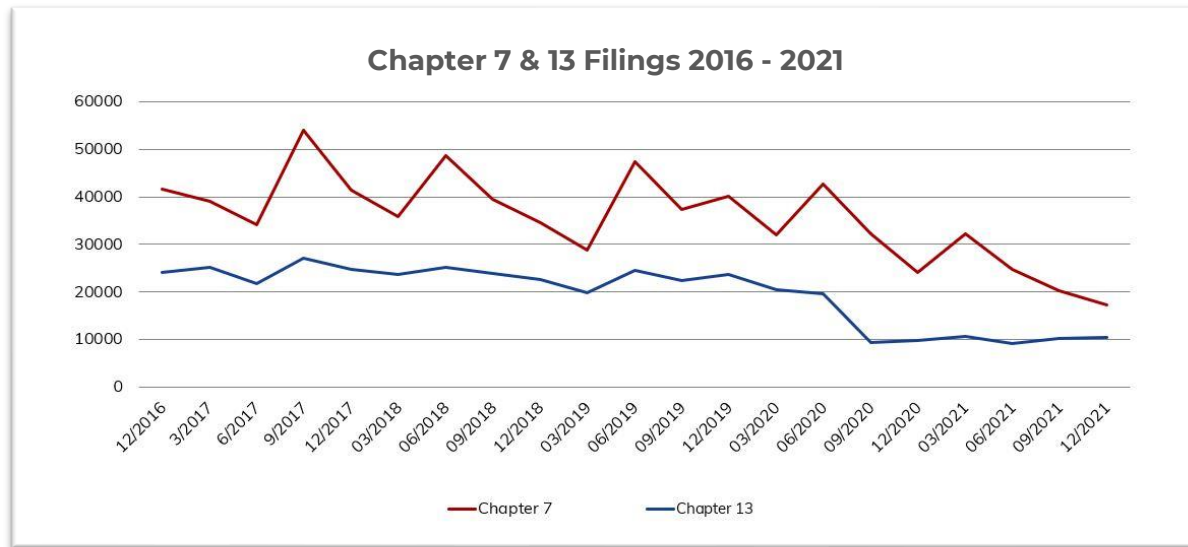
Our proprietary system notifies clients of bankruptcy filings, monitors case dockets and pushes critical activities into client-customized work queues to take immediate action.

BANKRUPTCY STATISTICS SNAPSHOT



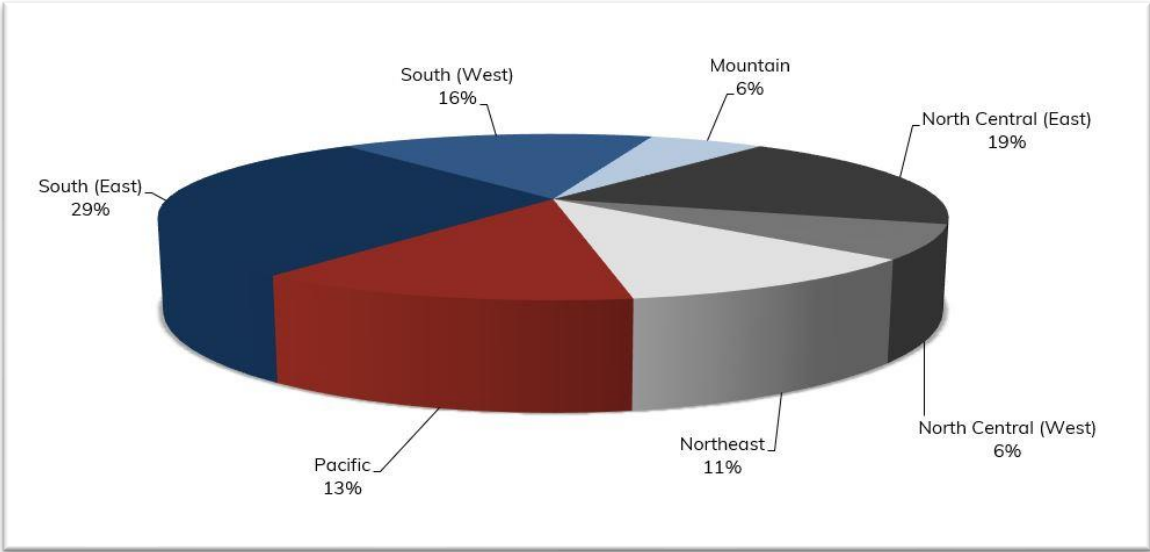
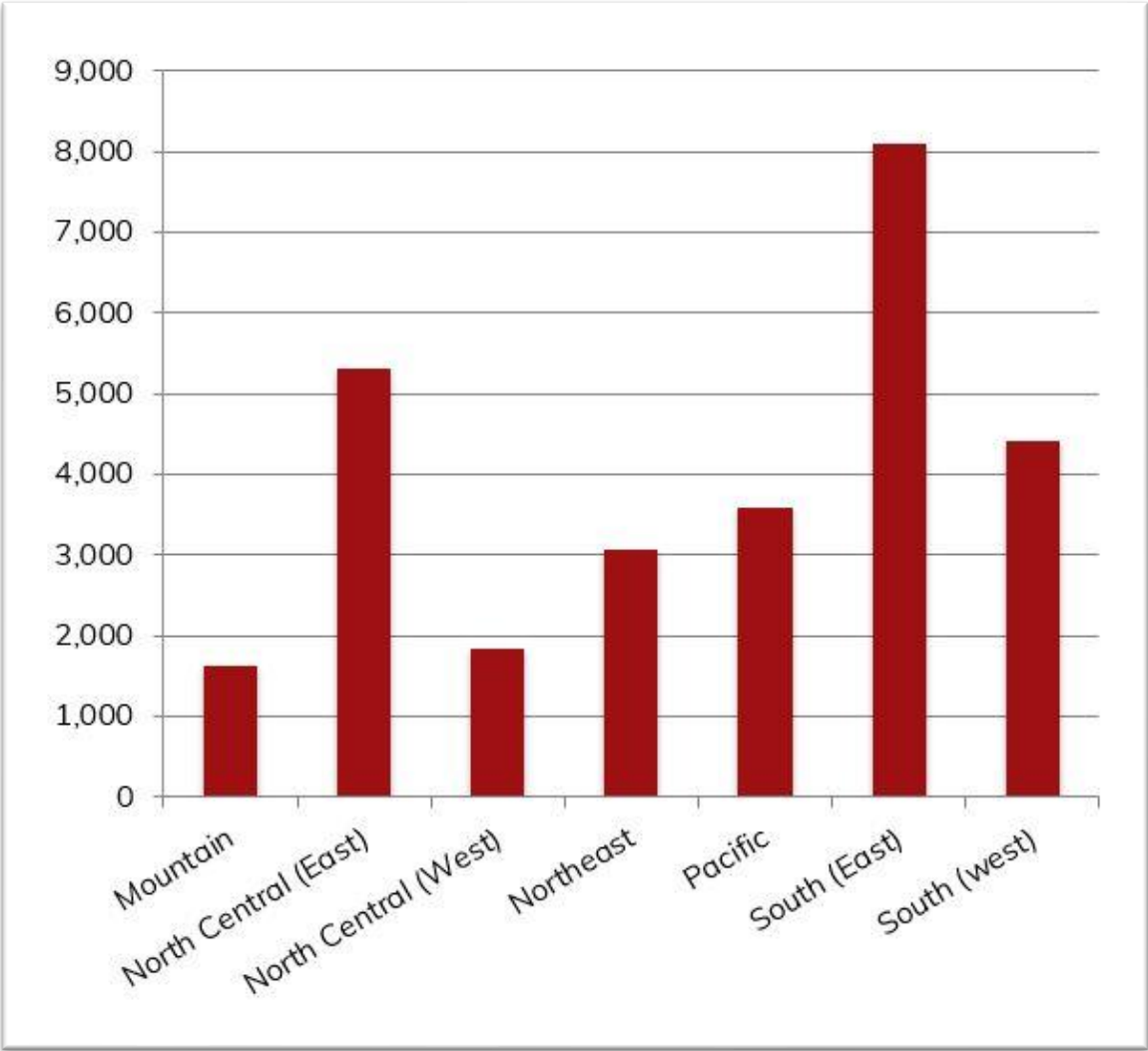
For Bankruptcies Filed Between 12/01/2021 and 12/31/2021

Total Bankruptcies Filed	27,946	Total Bankruptcies Filed last 12 months	401,398
Chapter 13	10,374	Total Bankruptcies Filed Prev. Month	29,322
Chapter 7	17,187	Total Bankruptcies Filed Prev. Year (same month)	34,358
Chapter 11	359	Increased Bankruptcies from Prev. Month Total	-1,376 (-4.69%)
Chapter 11, Subchapter V	89	Increased Bankruptcies from Prev. Year Total (same month)	-6,412 (-18.66%)



BANKRUPTCY FILINGS BY REGION

For Bankruptcies Filed Between 12/01/2021 and 12/31/2021



REGION	STATES
Mountain	Arizona, Colorado, Idaho, Montana, New Mexico, Utah, Wyoming
North Central (East)	Illinois, Indiana, Michigan, Ohio, Wisconsin
North Central (West)	Iowa, Kansas, Minnesota, Missouri, Nebraska, North Dakota, South Dakota
Northeast	Connecticut, Delaware, Maine, Massachusetts, New Hampshire, New Jersey, New York, Pennsylvania, Rhode Island, Vermont
Pacific	Alaska, California, Hawaii, Guam, Nevada, Oregon, Washington
South (East)	District of Columbia, Florida, Georgia, Kentucky, Maryland, North Carolina, Puerto Rico, South Carolina, Tennessee, Virgin Islands, Virginia, West Virginia
South (West)	Alabama, Arkansas, Louisiana, Mississippi, Oklahoma, Texas

BANKRUPTCY FILINGS BY COURT



For Bankruptcies Filed Between 12/01/2021 and 12/31/2021

COURT	CH 7	CH 11	CH 12	CH 13	TOTAL
DISTRICT OF ALASKA	15				15
MIDDLE DISTRICT OF ALABAMA	55	1		307	363
NORTHERN DISTRICT OF ALABAMA	197	2		359	558
SOUTHERN DISTRICT OF ALABAMA	51	3		185	239
EASTERN DISTRICT OF ARKANSAS	132			134	266
WESTERN DISTRICT OF ARKANSAS	57			64	121
DISTRICT OF ARIZONA	480	3		103	586
CENTRAL DISTRICT OF CALIFORNIA	1,158	14		179	1,351
EASTERN DISTRICT OF CALIFORNIA	355	3		83	441
NORTHERN DISTRICT OF CALIFORNIA	198	9		99	306
SOUTHERN DISTRICT OF CALIFORNIA	259	1		37	297
DISTRICT OF COLORADO	293	3		81	377
DISTRICT OF CONNECTICUT	147			21	168
DISTRICT OF WASHINGTON, D.C.	13	1		4	18
DISTRICT OF DELAWARE	61	1		29	91
MIDDLE DISTRICT OF FLORIDA	847	13		282	1,142
NORTHERN DISTRICT OF FLORIDA	91	4		37	132
SOUTHERN DISTRICT OF FLORIDA	437	15		358	810
MIDDLE DISTRICT OF GEORGIA	102	1	3	232	338
NORTHERN DISTRICT OF GEORGIA	493	10		587	1,090

BANKRUPTCY FILINGS BY COURT



For Bankruptcies Filed Between 12/01/2021 and 12/31/2021

COURT	CH 7	CH 11	CH 12	CH 13	TOTAL
SOUTHERN DISTRICT OF GEORGIA	31	1		240	272
DISTRICT OF GUAM	2			1	3
DISTRICT OF HAWAII	55	1		28	84
NORTHERN DISTRICT OF IOWA	59			5	64
SOUTHERN DISTRICT OF IOWA	85	11	1	12	109
DISTRICT OF IDAHO	88	2	1	13	104
CENTRAL DISTRICT OF ILLINOIS	127			34	161
NORTHERN DISTRICT OF ILLINOIS	659	5		520	1,184
SOUTHERN DISTRICT OF ILLINOIS	78	1		31	110
NORTHERN DISTRICT OF INDIANA	206	1		129	336
SOUTHERN DISTRICT OF INDIANA	316	1		252	569
DISTRICT OF KANSAS	123	1	5	129	258
EASTERN DISTRICT OF KENTUCKY	168			72	240
WESTERN DISTRICT OF KENTUCKY	138			164	302
EASTERN DISTRICT OF LOUISIANA	41	3		51	95
MIDDLE DISTRICT OF LOUISIANA	26	2		19	47
WESTERN DISTRICT OF LOUISIANA	43			257	300
DISTRICT OF MASSACHUSETTS	185	6		97	288
DISTRICT OF MARYLAND	379	2		188	569
DISTRICT OF MAINE	43			9	52

BANKRUPTCY FILINGS BY COURT



For Bankruptcies Filed Between 12/01/2021 and 12/31/2021

COURT	CH 7	CH 11	CH 12	CH 13	TOTAL
EASTERN DISTRICT OF MICHIGAN	694	3		214	911
WESTERN DISTRICT OF MICHIGAN	163			35	198
DISTRICT OF MINNESOTA	376	3		90	469
EASTERN DISTRICT OF MISSOURI	239	1		173	413
WESTERN DISTRICT OF MISSOURI	154			121	275
NORTHERN DISTRICT OF MISSISSIPPI	84			123	207
SOUTHERN DISTRICT OF MISSISSIPPI	139			114	253
DISTRICT OF MONTANA	30	1	1	4	36
EASTERN DISTRICT OF NORTH CAROLINA	70			172	242
MIDDLE DISTRICT OF NORTH CAROLINA	56			87	143
WESTERN DISTRICT OF NORTH CAROLINA	46			65	111
DISTRICT OF NORTH DAKOTA	30	1		3	34
DISTRICT OF NEBRASKA	130			58	188
DISTRICT OF NEW HAMPSHIRE	31			14	45
DISTRICT OF NEW JERSEY	454	14		261	729
DISTRICT OF NEW MEXICO	69	2		10	81
DISTRICT OF NEVADA	384	3		62	449
EASTERN DISTRICT OF NEW YORK	314	20		48	382
NORTHERN DISTRICT OF NEW YORK	133	2		41	176
SOUTHERN DISTRICT OF NEW YORK	200	16		35	251

BANKRUPTCY FILINGS BY COURT



For Bankruptcies Filed Between 12/01/2021 and 12/31/2021

COURT	CH 7	CH 11	CH 12	CH 13	TOTAL
WESTERN DISTRICT OF NEW YORK	76	1		31	108
NORTHERN DISTRICT OF OHIO	548	4		138	690
SOUTHERN DISTRICT OF OHIO	395			224	619
EASTERN DISTRICT OF OKLAHOMA	45			6	51
NORTHERN DISTRICT OF OKLAHOMA	93			11	104
WESTERN DISTRICT OF OKLAHOMA	179	1	3	41	224
DISTRICT OF OREGON	229	1		54	284
EASTERN DISTRICT OF PENNSYLVANIA	141	1		108	250
MIDDLE DISTRICT OF PENNSYLVANIA	112	1		78	191
WESTERN DISTRICT OF PENNSYLVANIA	164	3	1	88	256
DISTRICT OF PUERTO RICO	112	2		182	296
DISTRICT OF RHODE ISLAND	49			22	71
DISTRICT OF SOUTH CAROLINA	98			168	266
DISTRICT OF SOUTH DAKOTA	26	1		3	30
EASTERN DISTRICT OF TENNESSEE	230	1		168	399
MIDDLE DISTRICT OF TENNESSEE	138	6		143	287
WESTERN DISTRICT OF TENNESSEE	92	4		294	390
EASTERN DISTRICT OF TEXAS	143	1		131	275
NORTHERN DISTRICT OF TEXAS	269	6		224	499
SOUTHERN DISTRICT OF TEXAS	216	15		160	391

BANKRUPTCY FILINGS BY COURT



For Bankruptcies Filed Between 12/01/2021 and 12/31/2021

COURT	CH 7	CH 11	CH 12	CH 13	TOTAL
WESTERN DISTRICT OF TEXAS	254	9		147	410
DISTRICT OF UTAH	239			161	400
EASTERN DISTRICT OF VIRGINIA	355	120		273	748
WESTERN DISTRICT OF VIRGINIA	120			67	187
DISTRICT OF THE VIRGIN ISLANDS					1
DISTRICT OF VERMONT	14			3	17
EASTERN DISTRICT OF WASHINGTON	81			27	108
WESTERN DISTRICT OF WASHINGTON	197	1		56	254
EASTERN DISTRICT OF WISCONSIN	217		1	145	363
WESTERN DISTRICT OF WISCONSIN	125	1		41	167
NORTHERN DISTRICT OF WEST VIRGINIA	30			6	36
SOUTHERN DISTRICT OF WEST VIRGINIA	72			8	80
DISTRICT OF WYOMING	32			1	33

AIS is a Texas-based FinTech firm offering data analytics, technology and talent to support Operations and IT functions within the financial services sector. We are committed to lowering costs, improving quality and delivering faster results for our clients. Our insights, software robotics and workforce solutions drive the day-to-day work so our clients can focus on growing their business.

Using a lean Six Sigma approach, our team reviews client processes, eliminates non-value adds, and streamlines productivity. We build and share financial and legal technology to automate and optimize operational performance. We recruit, train and manage highly skilled human resources to meet project-based or full-time staffing needs.

Our clients have global access to a wide-ranging team of subject matter experts specializing in data, information technology, business operations, and legal support,. We serve a variety of industries including commercial and retail banking, automotive finance, credit card, mortgage, insurance and telecommunications.

All rights reserved. AIS warrants that it employs all reasonable endeavours to ensure that the supplied statistical reports are substantially complete and free of errors or defects. The user acknowledges that all information contained herein is derived from public record data and from time to time, errors may occur. AIS InSight is a proprietary analytical report produced monthly by AIS. The supplied information will not be disclosed, recompiled, sold or traded, in whole or in part, to third parties unless prior written consent is obtained. AIS assumes no responsibility or liability for any decisions made as a result of using this report.

