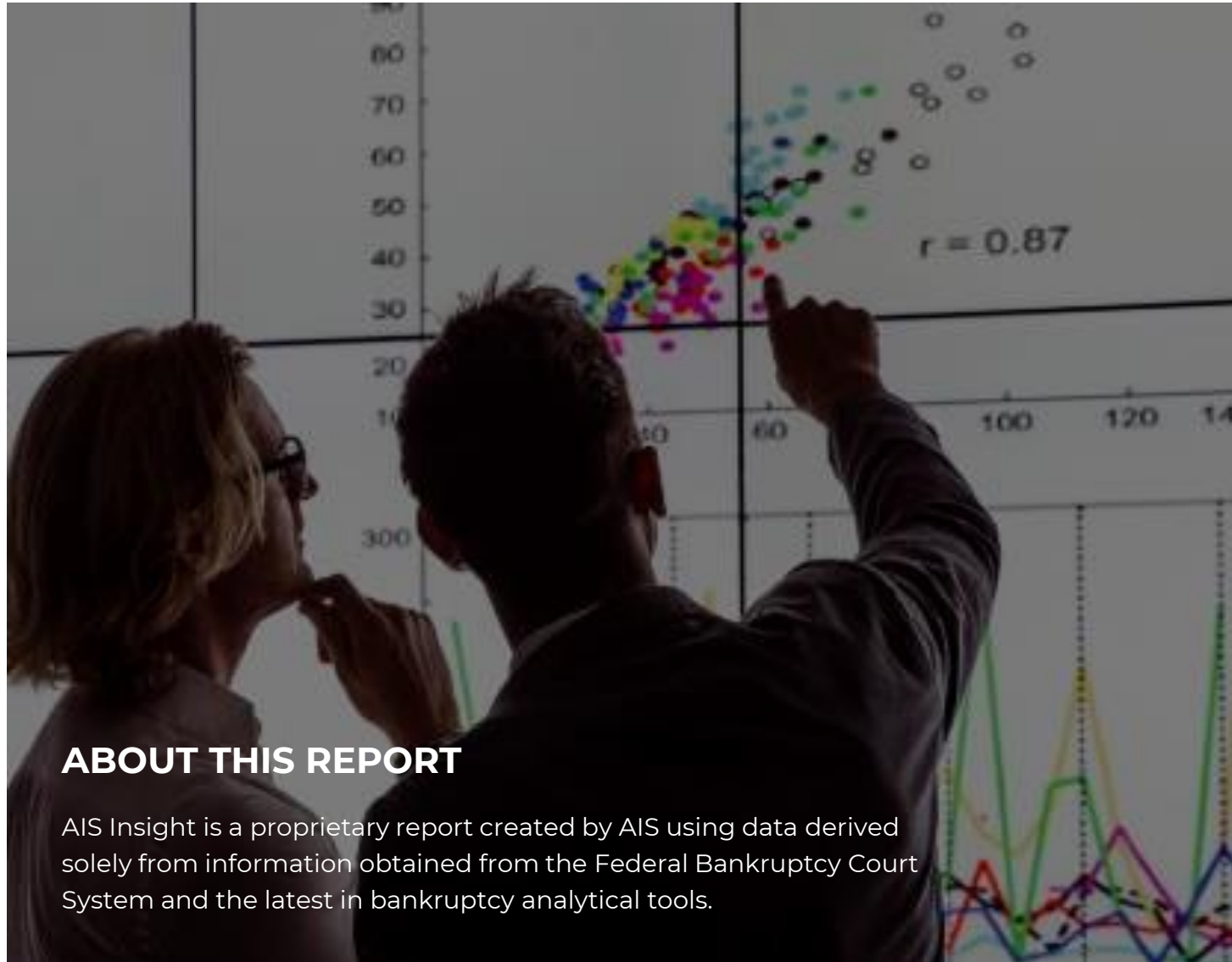


AIS Insight Report

2023 | 8th Issue | July 2023 Data



ABOUT THIS REPORT

AIS Insight is a proprietary report created by AIS using data derived solely from information obtained from the Federal Bankruptcy Court System and the latest in bankruptcy analytical tools.

TABLE OF CONTENTS

BANKRUPTCY STATISTICS SNAPSHOT	1
BANKRUPTCY FILINGS BY REGION - CHARTS	2
BANKRUPTCY FILINGS BY COURT - TABLE	3-7

PRODUCT SPOTLIGHT

BANKRUPTCY EVENT TRACKING is driven by the latest bankruptcy technology, automating docket review processes and serving as a practical alternative to other products in the market.

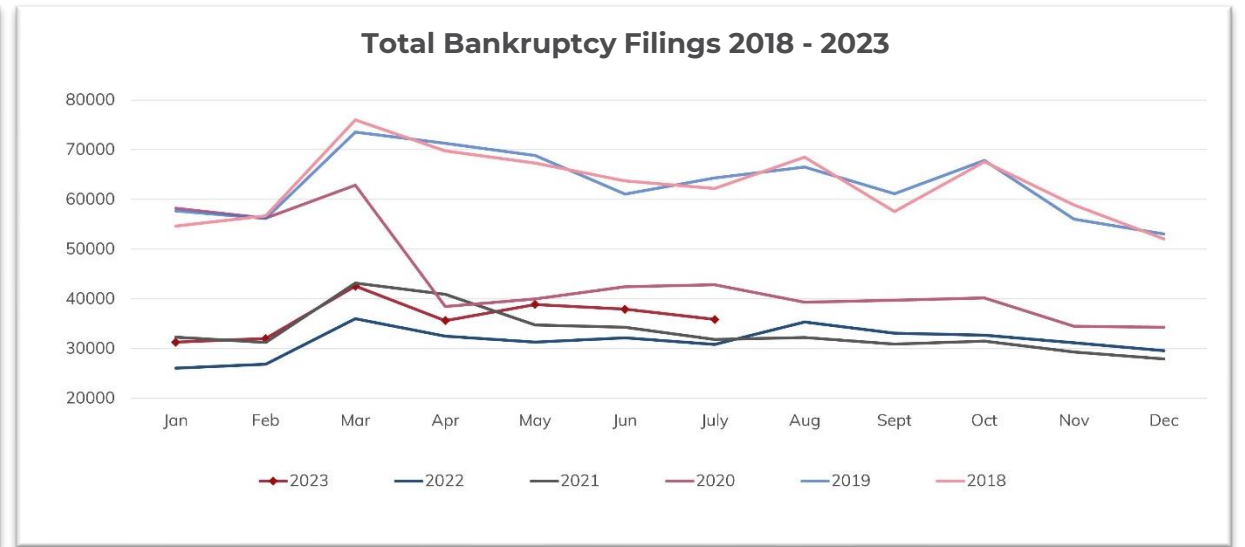
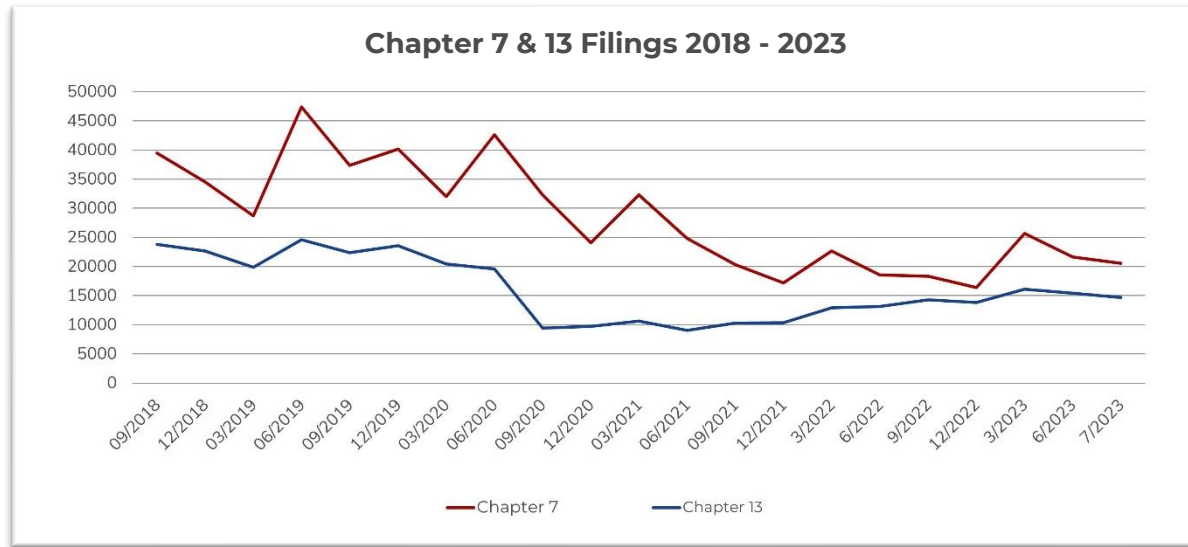
Our proprietary system notifies clients of bankruptcy filings, monitors case dockets and pushes critical activities into client-customized work queues to take immediate action.

BANKRUPTCY STATISTICS SNAPSHOT



For Bankruptcies Filed Between 07/01/2023 and 07/31/2023

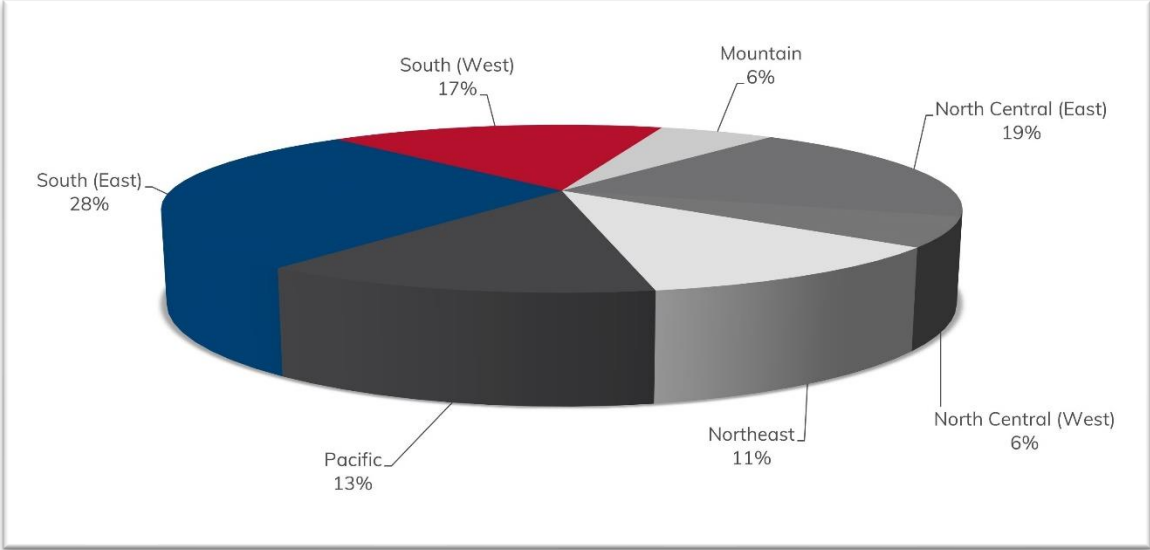
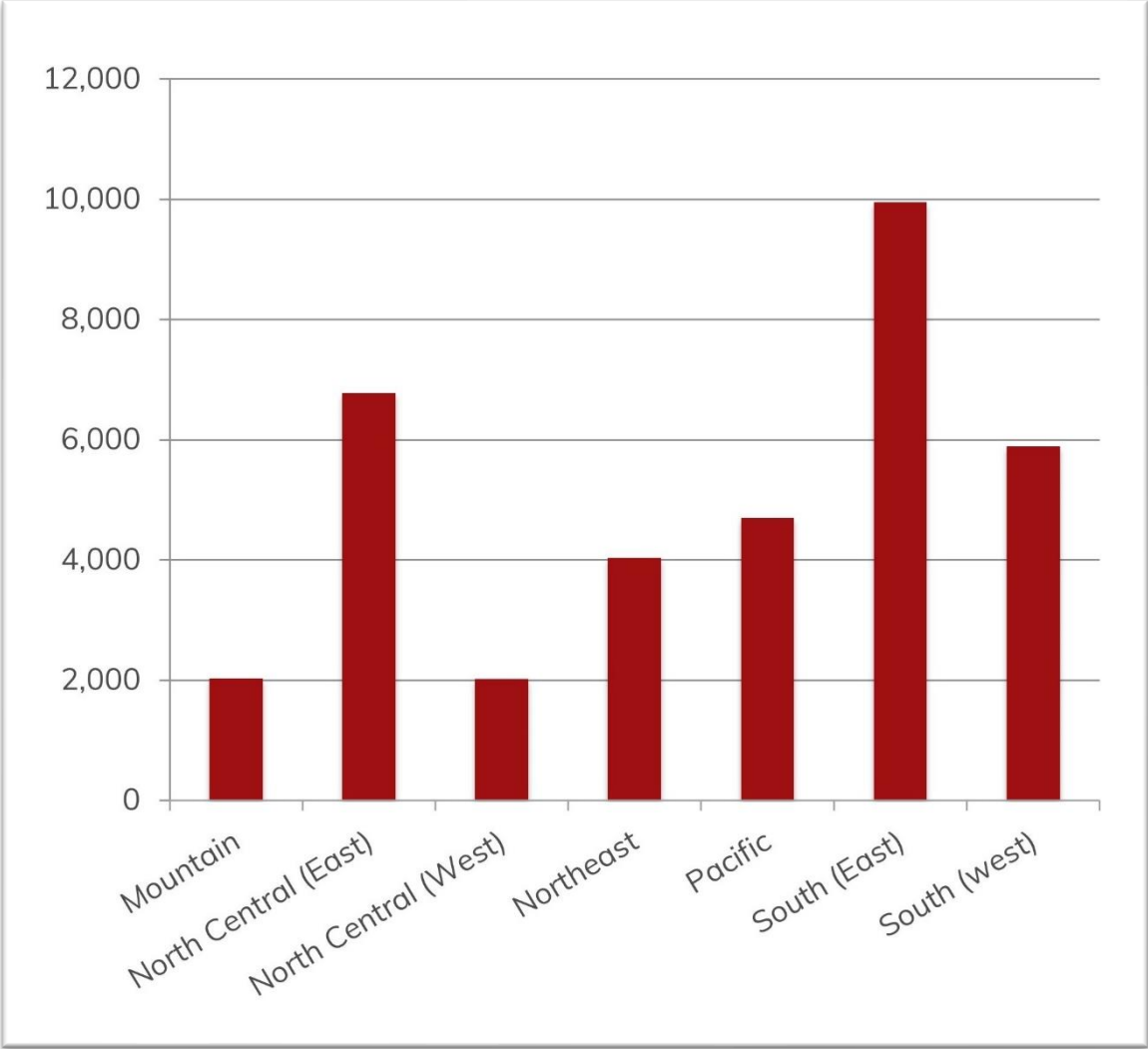
Total Bankruptcies Filed	35,866	Total Bankruptcies Filed last 12 months	415,276
Chapter 13	14,664	Total Bankruptcies Filed Prev. Month	37,984
Chapter 7	20,577	Total Bankruptcies Filed Prev. Year (same month)	30,958
Chapter 11	406	Increased Bankruptcies from Prev. Month Total	-2,118 (-5.58%)
Chapter 11, Subchapter V	154	Increased Bankruptcies from Prev. Year Total (same month)	4,908 (15.85%)



BANKRUPTCY FILINGS BY REGION



For Bankruptcies Filed Between 07/01/2023 and 07/31/2023



REGION	STATES
Mountain	Arizona, Colorado, Idaho, Montana, New Mexico, Utah, Wyoming
North Central (East)	Illinois, Indiana, Michigan, Ohio, Wisconsin
North Central (West)	Iowa, Kansas, Minnesota, Missouri, Nebraska, North Dakota, South Dakota
Northeast	Connecticut, Delaware, Maine, Massachusetts, New Hampshire, New Jersey, New York, Pennsylvania, Rhode Island, Vermont
Pacific	Alaska, California, Hawaii, Guam, Nevada, Oregon, Washington
South (East)	District of Columbia, Florida, Georgia, Kentucky, Maryland, North Carolina, Puerto Rico, South Carolina, Tennessee, Virgin Islands, Virginia, West Virginia
South (West)	Alabama, Arkansas, Louisiana, Mississippi, Oklahoma, Texas

BANKRUPTCY FILINGS BY COURT



For Bankruptcies Filed Between 07/01/2023 and 07/31/2023

COURT	CH 7	CH 11	CH 12	CH 13	TOTAL
DISTRICT OF ALASKA	9			2	11
MIDDLE DISTRICT OF ALABAMA	68	2		375	445
NORTHERN DISTRICT OF ALABAMA	250			423	673
SOUTHERN DISTRICT OF ALABAMA	50			207	257
EASTERN DISTRICT OF ARKANSAS	136	1		203	340
WESTERN DISTRICT OF ARKANSAS	56			95	151
DISTRICT OF ARIZONA	617	5		120	742
CENTRAL DISTRICT OF CALIFORNIA	1,355	32		297	1,684
EASTERN DISTRICT OF CALIFORNIA	525	5		124	654
NORTHERN DISTRICT OF CALIFORNIA	242	11		164	417
SOUTHERN DISTRICT OF CALIFORNIA	263	2		40	305
DISTRICT OF COLORADO	388	9	1	110	508
DISTRICT OF CONNECTICUT	154			39	193
DISTRICT OF WASHINGTON, D.C.	19	5		11	35
DISTRICT OF DELAWARE	57	24		38	119
MIDDLE DISTRICT OF FLORIDA	940	16		337	1,293
NORTHERN DISTRICT OF FLORIDA	96	4		38	138
SOUTHERN DISTRICT OF FLORIDA	369	12		425	806
MIDDLE DISTRICT OF GEORGIA	107	4		339	450
NORTHERN DISTRICT OF GEORGIA	674	8		780	1,462

BANKRUPTCY FILINGS BY COURT



For Bankruptcies Filed Between 07/01/2023 and 07/31/2023

COURT	CH 7	CH 11	CH 12	CH 13	TOTAL
SOUTHERN DISTRICT OF GEORGIA	42	1		264	307
DISTRICT OF GUAM	3				3
DISTRICT OF HAWAII	66			30	96
NORTHERN DISTRICT OF IOWA	56			9	65
SOUTHERN DISTRICT OF IOWA	106			22	128
DISTRICT OF IDAHO	133	1		14	148
CENTRAL DISTRICT OF ILLINOIS	143	2		64	209
NORTHERN DISTRICT OF ILLINOIS	853	9		615	1,477
SOUTHERN DISTRICT OF ILLINOIS	58			68	126
NORTHERN DISTRICT OF INDIANA	309			203	512
SOUTHERN DISTRICT OF INDIANA	412			280	692
DISTRICT OF KANSAS	152	2		158	312
EASTERN DISTRICT OF KENTUCKY	250			153	403
WESTERN DISTRICT OF KENTUCKY	166	1		256	423
EASTERN DISTRICT OF LOUISIANA	42			158	200
MIDDLE DISTRICT OF LOUISIANA	26			40	66
WESTERN DISTRICT OF LOUISIANA	66	1		341	408
DISTRICT OF MASSACHUSETTS	170	6		100	276
DISTRICT OF MARYLAND	460	4		259	723
DISTRICT OF MAINE	22	4		11	37

BANKRUPTCY FILINGS BY COURT



For Bankruptcies Filed Between 07/01/2023 and 07/31/2023

COURT	CH 7	CH 11	CH 12	CH 13	TOTAL
EASTERN DISTRICT OF MICHIGAN	736	3		367	1,106
WESTERN DISTRICT OF MICHIGAN	159			71	230
DISTRICT OF MINNESOTA	378		1	152	531
EASTERN DISTRICT OF MISSOURI	209	1		181	391
WESTERN DISTRICT OF MISSOURI	155			157	312
NORTHERN DISTRICT OF MISSISSIPPI	100	2		219	321
SOUTHERN DISTRICT OF MISSISSIPPI	180			204	384
DISTRICT OF MONTANA	40	1		5	46
EASTERN DISTRICT OF NORTH CAROLINA	86	6		220	312
MIDDLE DISTRICT OF NORTH CAROLINA	51			91	142
WESTERN DISTRICT OF NORTH CAROLINA	73	20		76	169
DISTRICT OF NORTH DAKOTA	21	3		9	33
DISTRICT OF NEBRASKA	123			60	183
DISTRICT OF NEW HAMPSHIRE	39	1		24	64
DISTRICT OF NEW JERSEY	459	12		405	876
DISTRICT OF NEW MEXICO	115	1		15	131
DISTRICT OF NEVADA	452	9		111	572
EASTERN DISTRICT OF NEW YORK	470	30		328	828
NORTHERN DISTRICT OF NEW YORK	177	2	1	66	246
SOUTHERN DISTRICT OF NEW YORK	209	39		81	329

BANKRUPTCY FILINGS BY COURT



For Bankruptcies Filed Between 07/01/2023 and 07/31/2023

COURT	CH 7	CH 11	CH 12	CH 13	TOTAL
WESTERN DISTRICT OF NEW YORK	113			50	163
NORTHERN DISTRICT OF OHIO	786	2		213	1,001
SOUTHERN DISTRICT OF OHIO	549	1		241	791
EASTERN DISTRICT OF OKLAHOMA	66			8	74
NORTHERN DISTRICT OF OKLAHOMA	110			17	127
WESTERN DISTRICT OF OKLAHOMA	212	1		68	281
DISTRICT OF OREGON	287	3		131	421
EASTERN DISTRICT OF PENNSYLVANIA	148	1		200	349
MIDDLE DISTRICT OF PENNSYLVANIA	125			114	239
WESTERN DISTRICT OF PENNSYLVANIA	138	5		105	248
DISTRICT OF PUERTO RICO	116	5	1	203	325
DISTRICT OF RHODE ISLAND	49			9	58
DISTRICT OF SOUTH CAROLINA	126	1		184	311
DISTRICT OF SOUTH DAKOTA	51		1	13	65
EASTERN DISTRICT OF TENNESSEE	302	1		225	528
MIDDLE DISTRICT OF TENNESSEE	171	3		214	388
WESTERN DISTRICT OF TENNESSEE	128	2		507	637
EASTERN DISTRICT OF TEXAS	172	11		194	377
NORTHERN DISTRICT OF TEXAS	329	8		352	689
SOUTHERN DISTRICT OF TEXAS	277	41		317	635

BANKRUPTCY FILINGS BY COURT



For Bankruptcies Filed Between 07/01/2023 and 07/31/2023

COURT	CH 7	CH 11	CH 12	CH 13	TOTAL
WESTERN DISTRICT OF TEXAS	253	6		206	465
DISTRICT OF UTAH	264	2		157	423
EASTERN DISTRICT OF VIRGINIA	406	3		336	745
WESTERN DISTRICT OF VIRGINIA	129			110	239
DISTRICT OF THE VIRGIN ISLANDS	1				1
DISTRICT OF VERMONT	12			3	15
EASTERN DISTRICT OF WASHINGTON	119			21	140
WESTERN DISTRICT OF WASHINGTON	316	4		78	398
EASTERN DISTRICT OF WISCONSIN	264		1	174	439
WESTERN DISTRICT OF WISCONSIN	128	1		64	193
NORTHERN DISTRICT OF WEST VIRGINIA	33	1		9	43
SOUTHERN DISTRICT OF WEST VIRGINIA	68			9	77
DISTRICT OF WYOMING	29			2	31

AIS is a Texas-based FinTech firm offering data analytics, technology and talent to support Operations and IT functions within the financial services sector. We are committed to lowering costs, improving quality and delivering faster results for our clients. Our insights, software robotics and workforce solutions drive the day-to-day work so our clients can focus on growing their business.

Using a lean Six Sigma approach, our team reviews client processes, eliminates non-value adds, and streamlines productivity. We build and share financial and legal technology to automate and optimize operational performance. We recruit, train and manage highly skilled human resources to meet project-based or full-time staffing needs.

Our clients have global access to a wide-ranging team of subject matter experts specializing in data, information technology, business operations, and legal support,. We serve a variety of industries including commercial and retail banking, automotive finance, credit card, mortgage, insurance and telecommunications.

All rights reserved. AIS warrants that it employs all reasonable endeavours to ensure that the supplied statistical reports are substantially complete and free of errors or defects. The user acknowledges that all information contained herein is derived from public record data and from time to time, errors may occur. AIS InSight is a proprietary analytical report produced monthly by AIS. The supplied information will not be disclosed, recompiled, sold or traded, in whole or in part, to third parties unless prior written consent is obtained. AIS assumes no responsibility or liability for any decisions made as a result of using this report.

