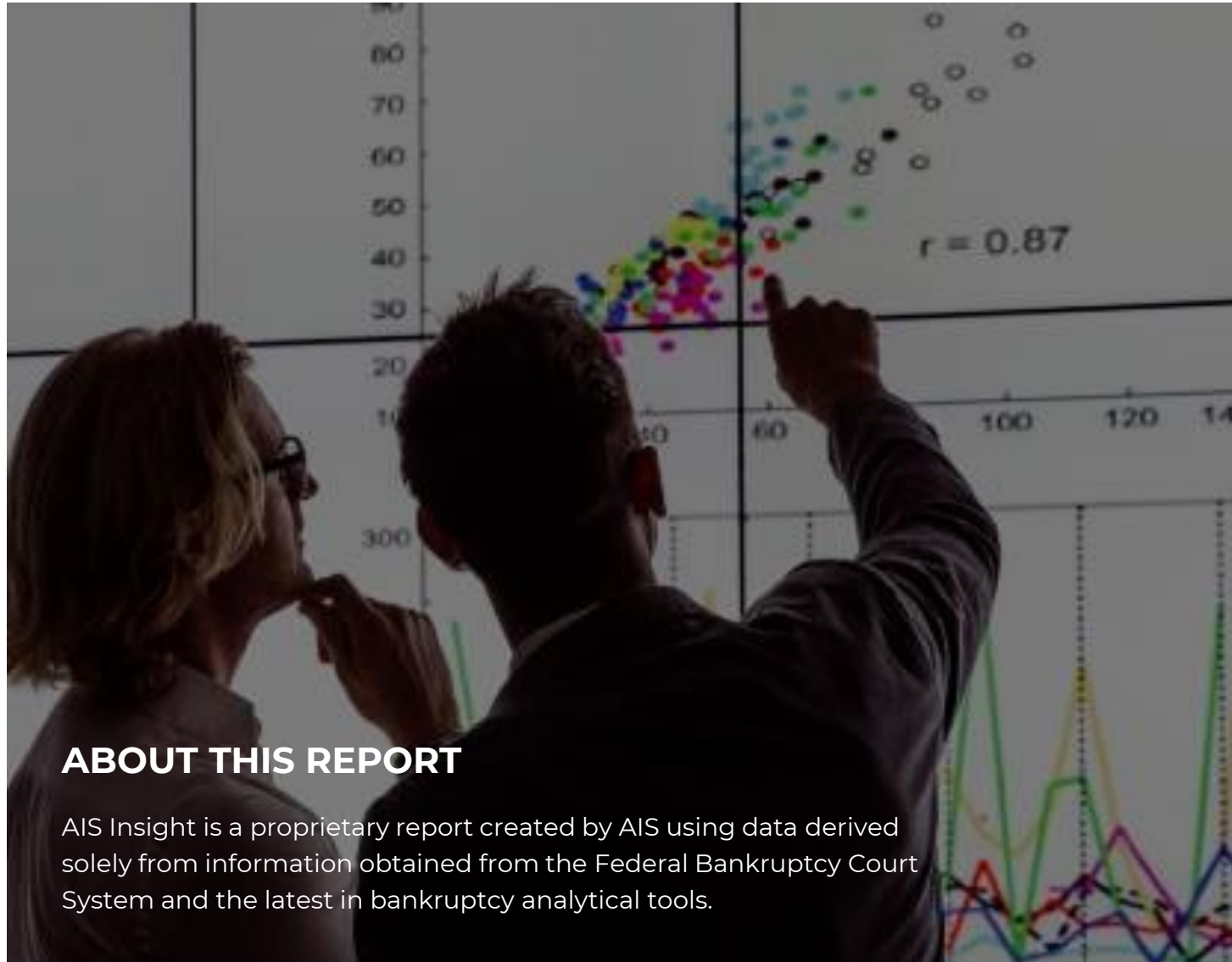


AIS Insight Report

2023 | 6th Issue | May 2023 Data



ABOUT THIS REPORT

AIS Insight is a proprietary report created by AIS using data derived solely from information obtained from the Federal Bankruptcy Court System and the latest in bankruptcy analytical tools.

TABLE OF CONTENTS

BANKRUPTCY STATISTICS SNAPSHOT	1
BANKRUPTCY FILINGS BY REGION - CHARTS	2
BANKRUPTCY FILINGS BY COURT - TABLE	3-7

PRODUCT SPOTLIGHT

BANKRUPTCY EVENT TRACKING is driven by the latest bankruptcy technology, automating docket review processes and serving as a practical alternative to other products in the market.

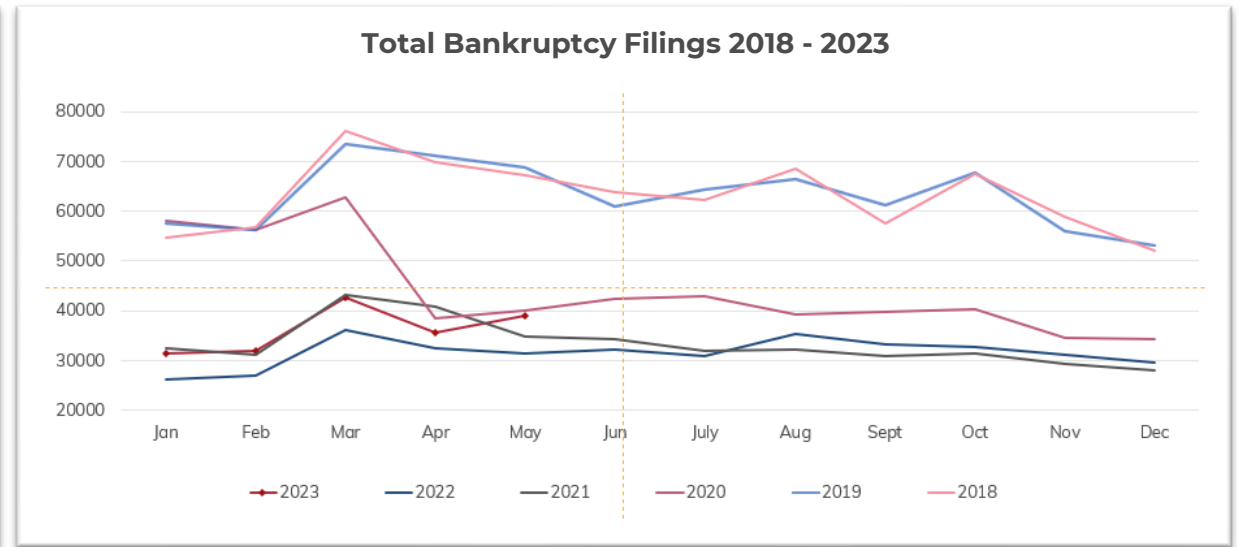
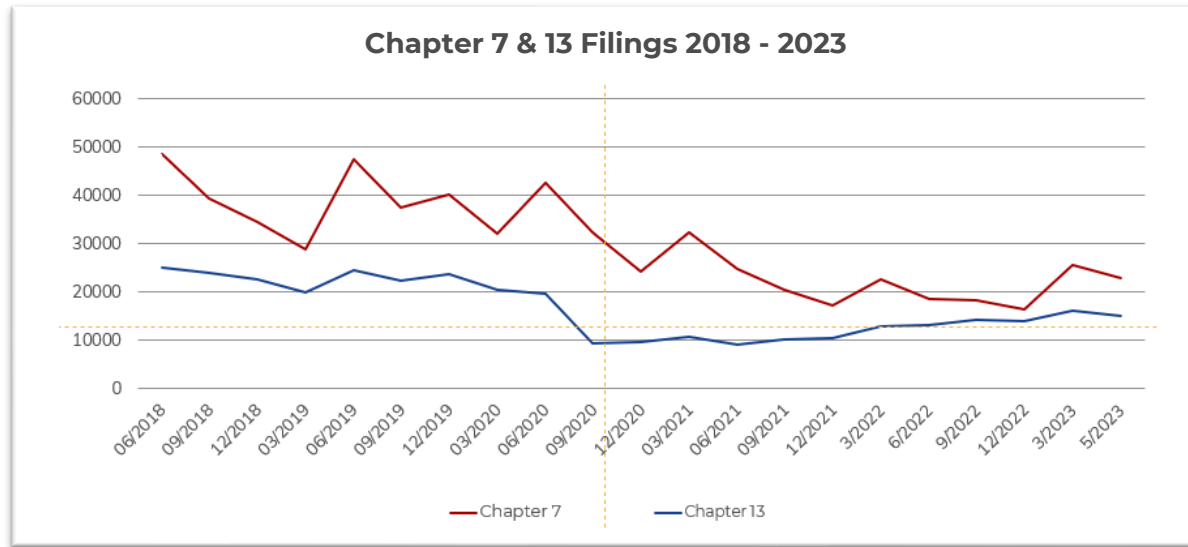
Our proprietary system notifies clients of bankruptcy filings, monitors case dockets and pushes critical activities into client-customized work queues to take immediate action.

BANKRUPTCY STATISTICS SNAPSHOT



For Bankruptcies Filed Between 05/01/2023 and 05/31/2023

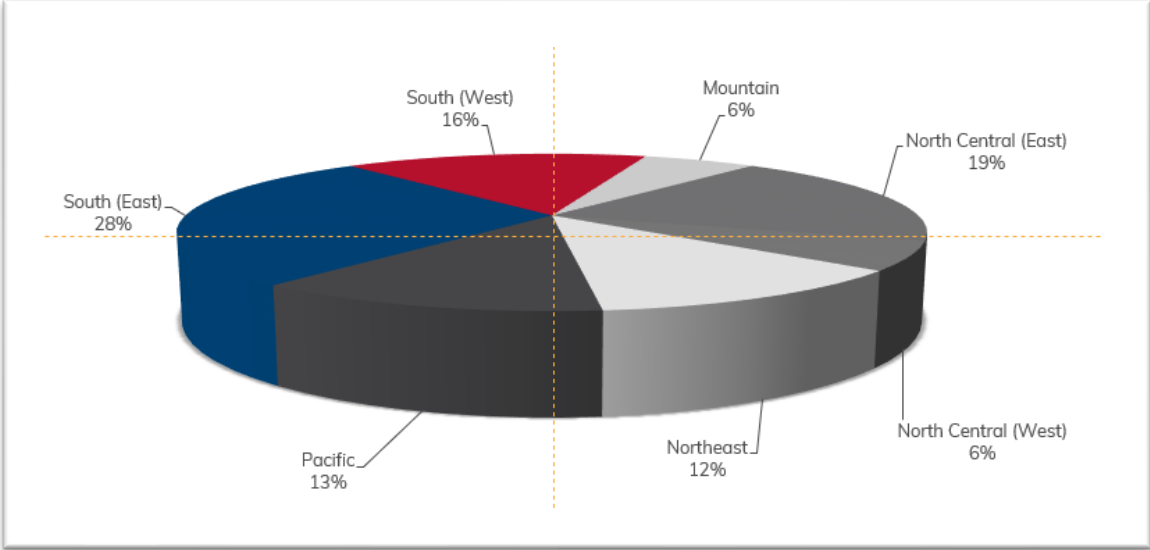
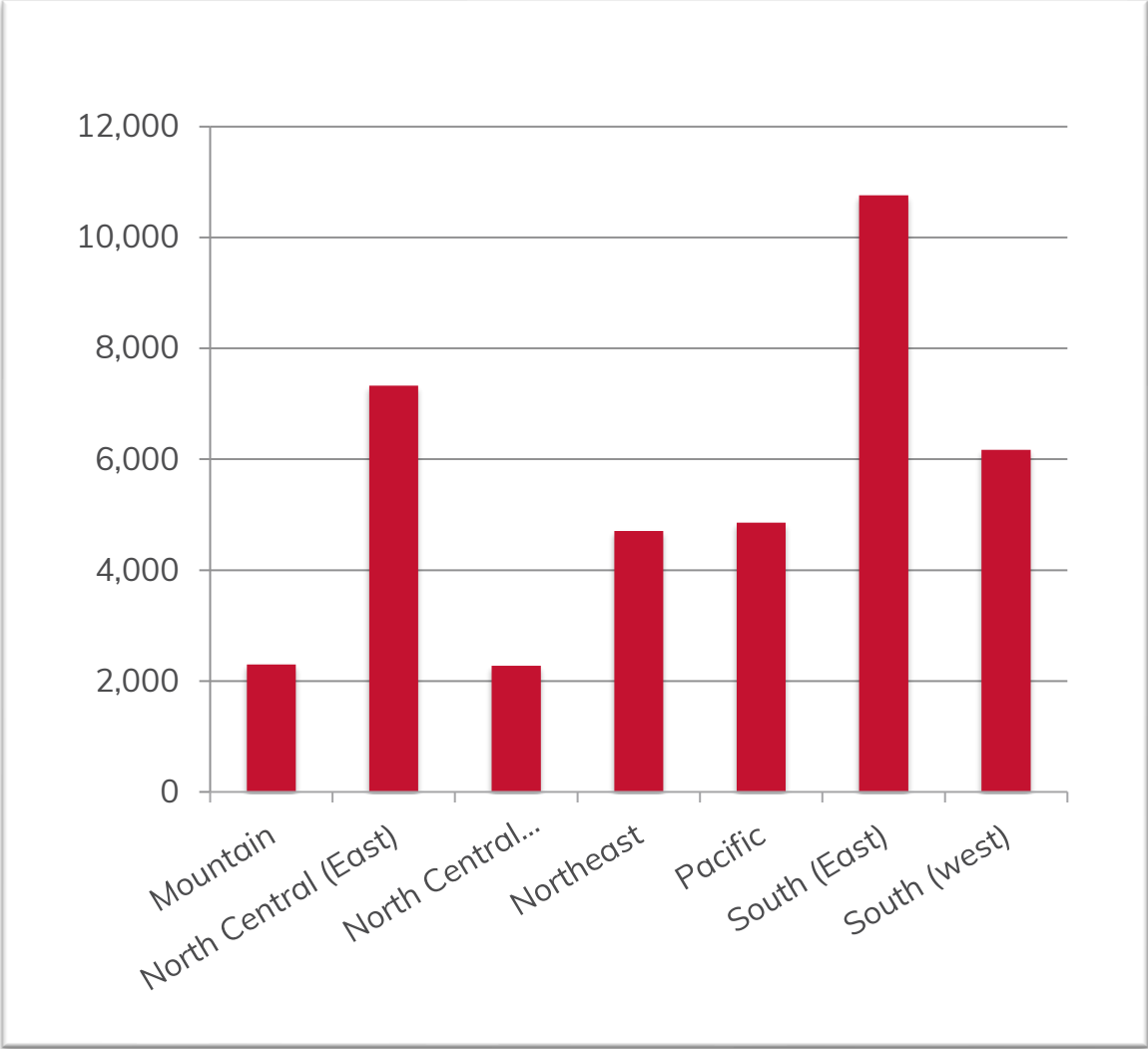
Total Bankruptcies Filed	38,865	Total Bankruptcies Filed last 12 months	404,821
Chapter 13	15,125	Total Bankruptcies Filed Prev. Month	35,642
Chapter 7	22,774	Total Bankruptcies Filed Prev. Year (same month)	31,437
Chapter 11	756	Increased Bankruptcies from Prev. Month Total	3,223 (9.04%)
Chapter 11, Subchapter V	180	Increased Bankruptcies from Prev. Year Total (same month)	7,428 (23.63%)



BANKRUPTCY FILINGS BY REGION



For Bankruptcies Filed Between 05/01/2023 and 05/31/2023



REGION	STATES
Mountain	Arizona, Colorado, Idaho, Montana, New Mexico, Utah, Wyoming
North Central (East)	Illinois, Indiana, Michigan, Ohio, Wisconsin
North Central (West)	Iowa, Kansas, Minnesota, Missouri, Nebraska, North Dakota, South Dakota
Northeast	Connecticut, Delaware, Maine, Massachusetts, New Hampshire, New Jersey, New York, Pennsylvania, Rhode Island, Vermont
Pacific	Alaska, California, Hawaii, Guam, Nevada, Oregon, Washington
South (East)	District of Columbia, Florida, Georgia, Kentucky, Maryland, North Carolina, Puerto Rico, South Carolina, Tennessee, Virgin Islands, Virginia, West Virginia
South (West)	Alabama, Arkansas, Louisiana, Mississippi, Oklahoma, Texas

BANKRUPTCY FILINGS BY COURT



For Bankruptcies Filed Between 05/01/2023 and 05/31/2023

COURT	CH 7	CH 11	CH 12	CH 13	TOTAL
DISTRICT OF ALASKA	24	1		4	29
MIDDLE DISTRICT OF ALABAMA	81			377	458
NORTHERN DISTRICT OF ALABAMA	288	4		457	749
SOUTHERN DISTRICT OF ALABAMA	67	2		201	270
EASTERN DISTRICT OF ARKANSAS	147		1	191	339
WESTERN DISTRICT OF ARKANSAS	75	1		98	174
DISTRICT OF ARIZONA	666	9		143	818
CENTRAL DISTRICT OF CALIFORNIA	1,450	22		316	1,788
EASTERN DISTRICT OF CALIFORNIA	520	5	1	147	673
NORTHERN DISTRICT OF CALIFORNIA	263	9		113	386
SOUTHERN DISTRICT OF CALIFORNIA	284	1		45	330
DISTRICT OF COLORADO	428	6		109	543
DISTRICT OF CONNECTICUT	205	1		37	243
DISTRICT OF WASHINGTON, D.C.	16	11		6	33
DISTRICT OF DELAWARE	72	40		31	143
MIDDLE DISTRICT OF FLORIDA	1,055	22		371	1,448
NORTHERN DISTRICT OF FLORIDA	119	3		42	164
SOUTHERN DISTRICT OF FLORIDA	432	17		402	851
MIDDLE DISTRICT OF GEORGIA	140			339	479
NORTHERN DISTRICT OF GEORGIA	690	12	2	741	1,445

BANKRUPTCY FILINGS BY COURT



For Bankruptcies Filed Between 05/01/2023 and 05/31/2023

COURT	CH 7	CH 11	CH 12	CH 13	TOTAL
SOUTHERN DISTRICT OF GEORGIA	42			304	346
DISTRICT OF GUAM	2				2
DISTRICT OF HAWAII	58	2		28	88
NORTHERN DISTRICT OF IOWA	83		1	18	102
SOUTHERN DISTRICT OF IOWA	118			31	149
DISTRICT OF IDAHO	134	2	2	19	157
CENTRAL DISTRICT OF ILLINOIS	166			63	229
NORTHERN DISTRICT OF ILLINOIS	883	14		659	1,556
SOUTHERN DISTRICT OF ILLINOIS	86			74	160
NORTHERN DISTRICT OF INDIANA	348	3		193	544
SOUTHERN DISTRICT OF INDIANA	451	3		313	767
DISTRICT OF KANSAS	152	3	3	154	312
EASTERN DISTRICT OF KENTUCKY	300	1		143	444
WESTERN DISTRICT OF KENTUCKY	217			252	469
EASTERN DISTRICT OF LOUISIANA	47	1		144	192
MIDDLE DISTRICT OF LOUISIANA	35	2		45	82
WESTERN DISTRICT OF LOUISIANA	77		1	364	442
DISTRICT OF MASSACHUSETTS	239	4		91	334
DISTRICT OF MARYLAND	541	7		311	859
DISTRICT OF MAINE	38	1		10	49

BANKRUPTCY FILINGS BY COURT



For Bankruptcies Filed Between 05/01/2023 and 05/31/2023

COURT	CH 7	CH 11	CH 12	CH 13	TOTAL
EASTERN DISTRICT OF MICHIGAN	854	4		401	1,259
WESTERN DISTRICT OF MICHIGAN	178	1		80	259
DISTRICT OF MINNESOTA	428	3		175	606
EASTERN DISTRICT OF MISSOURI	265	2		191	458
WESTERN DISTRICT OF MISSOURI	168		1	174	343
NORTHERN DISTRICT OF MISSISSIPPI	116	2		223	341
SOUTHERN DISTRICT OF MISSISSIPPI	176	2	1	173	352
DISTRICT OF MONTANA	65			11	76
EASTERN DISTRICT OF NORTH CAROLINA	92	2	1	239	334
MIDDLE DISTRICT OF NORTH CAROLINA	65	1		98	164
WESTERN DISTRICT OF NORTH CAROLINA	56	3		77	136
DISTRICT OF NORTH DAKOTA	28		1	2	31
DISTRICT OF NEBRASKA	121	2		79	202
DISTRICT OF NEW HAMPSHIRE	41	1		20	62
DISTRICT OF NEW JERSEY	602	7	1	441	1,051
DISTRICT OF NEW MEXICO	65	1		16	82
DISTRICT OF NEVADA	464	10		106	580
EASTERN DISTRICT OF NEW YORK	490	34		362	886
NORTHERN DISTRICT OF NEW YORK	233	4		78	315
SOUTHERN DISTRICT OF NEW YORK	260	60		92	412

BANKRUPTCY FILINGS BY COURT



For Bankruptcies Filed Between 05/01/2023 and 05/31/2023

COURT	CH 7	CH 11	CH 12	CH 13	TOTAL
WESTERN DISTRICT OF NEW YORK	140	2		57	199
NORTHERN DISTRICT OF OHIO	808	6		210	1,024
SOUTHERN DISTRICT OF OHIO	512	1		257	770
EASTERN DISTRICT OF OKLAHOMA	81			7	88
NORTHERN DISTRICT OF OKLAHOMA	125			13	138
WESTERN DISTRICT OF OKLAHOMA	237	2		82	321
DISTRICT OF OREGON	317	5	1	113	436
EASTERN DISTRICT OF PENNSYLVANIA	158	4		194	356
MIDDLE DISTRICT OF PENNSYLVANIA	124			119	243
WESTERN DISTRICT OF PENNSYLVANIA	217	3		111	331
DISTRICT OF PUERTO RICO	125	5		247	377
DISTRICT OF RHODE ISLAND	55			9	64
DISTRICT OF SOUTH CAROLINA	97	2		221	320
DISTRICT OF SOUTH DAKOTA	52		2	15	69
EASTERN DISTRICT OF TENNESSEE	315			275	590
MIDDLE DISTRICT OF TENNESSEE	187	2		180	369
WESTERN DISTRICT OF TENNESSEE	153	6		499	658
EASTERN DISTRICT OF TEXAS	184	7		139	330
NORTHERN DISTRICT OF TEXAS	337	3		319	659
SOUTHERN DISTRICT OF TEXAS	259	322		256	837

BANKRUPTCY FILINGS BY COURT



For Bankruptcies Filed Between 05/01/2023 and 05/31/2023

COURT	CH 7	CH 11	CH 12	CH 13	TOTAL
WESTERN DISTRICT OF TEXAS	226	7		163	396
DISTRICT OF UTAH	370	7		203	580
EASTERN DISTRICT OF VIRGINIA	479	2		404	885
WESTERN DISTRICT OF VIRGINIA	138	1		107	246
DISTRICT OF THE VIRGIN ISLANDS	1				1
DISTRICT OF VERMONT	16			3	19
EASTERN DISTRICT OF WASHINGTON	128			16	144
WESTERN DISTRICT OF WASHINGTON	298	4		98	400
EASTERN DISTRICT OF WISCONSIN	320	1		232	553
WESTERN DISTRICT OF WISCONSIN	151	2		52	205
NORTHERN DISTRICT OF WEST VIRGINIA	51	2		10	63
SOUTHERN DISTRICT OF WEST VIRGINIA	66			13	79
DISTRICT OF WYOMING	38	1		4	43

AIS is a Texas-based FinTech firm offering data analytics, technology and talent to support Operations and IT functions within the financial services sector. We are committed to lowering costs, improving quality and delivering faster results for our clients. Our insights, software robotics and workforce solutions drive the day-to-day work so our clients can focus on growing their business.

Using a lean Six Sigma approach, our team reviews client processes, eliminates non-value adds, and streamlines productivity. We build and share financial and legal technology to automate and optimize operational performance. We recruit, train and manage highly skilled human resources to meet project-based or full-time staffing needs.

Our clients have global access to a wide-ranging team of subject matter experts specializing in data, information technology, business operations, and legal support,. We serve a variety of industries including commercial and retail banking, automotive finance, credit card, mortgage, insurance and telecommunications.

All rights reserved. AIS warrants that it employs all reasonable endeavours to ensure that the supplied statistical reports are substantially complete and free of errors or defects. The user acknowledges that all information contained herein is derived from public record data and from time to time, errors may occur. AIS InSight is a proprietary analytical report produced monthly by AIS. The supplied information will not be disclosed, recompiled, sold or traded, in whole or in part, to third parties unless prior written consent is obtained. AIS assumes no responsibility or liability for any decisions made as a result of using this report.

