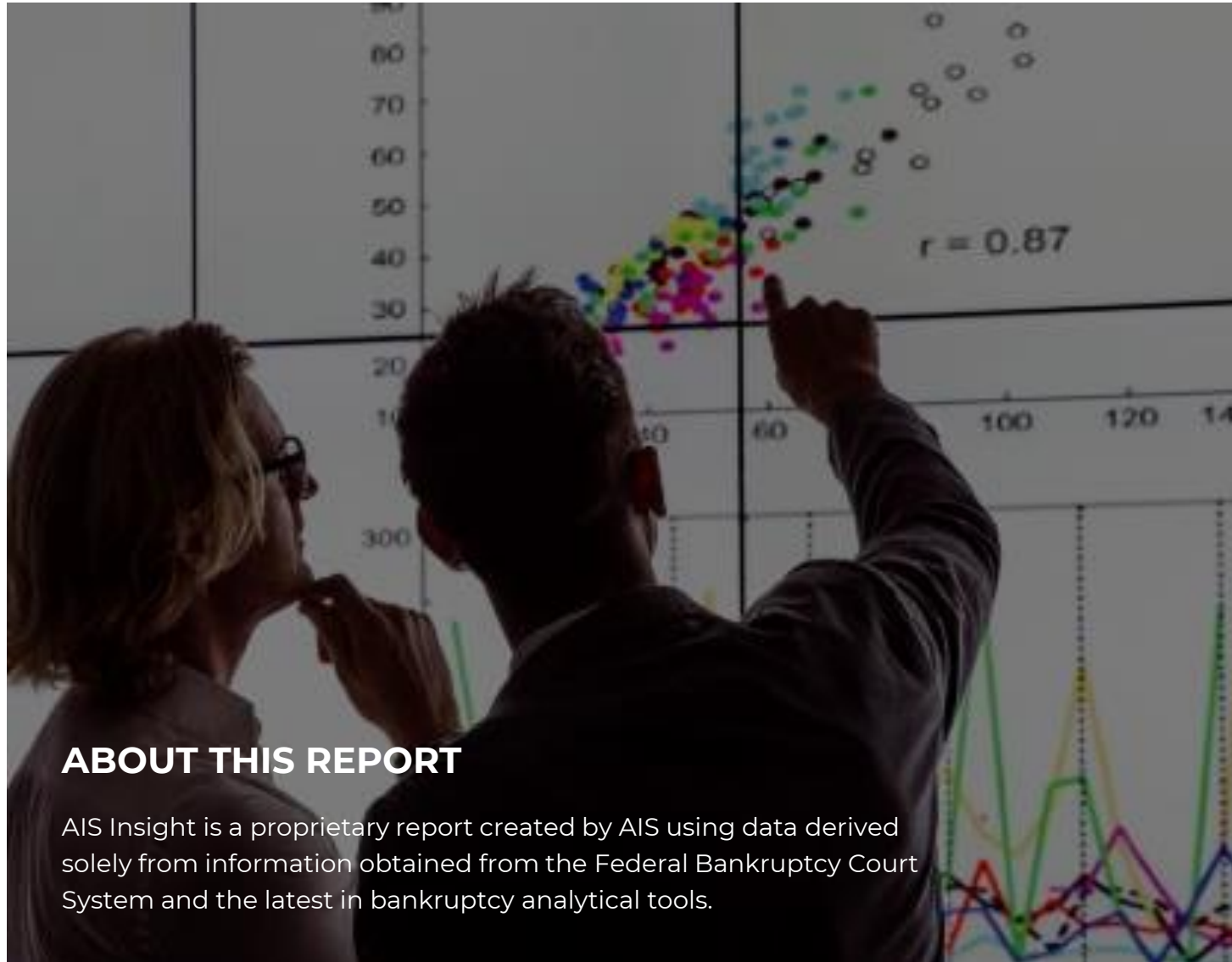


AIS Insight Report

2023 | 7th Issue | June 2023 Data



ABOUT THIS REPORT

AIS Insight is a proprietary report created by AIS using data derived solely from information obtained from the Federal Bankruptcy Court System and the latest in bankruptcy analytical tools.

TABLE OF CONTENTS

BANKRUPTCY STATISTICS SNAPSHOT	1
BANKRUPTCY FILINGS BY REGION - CHARTS	2
BANKRUPTCY FILINGS BY COURT - TABLE	3-7

PRODUCT SPOTLIGHT

BANKRUPTCY EVENT TRACKING is driven by the latest bankruptcy technology, automating docket review processes and serving as a practical alternative to other products in the market.

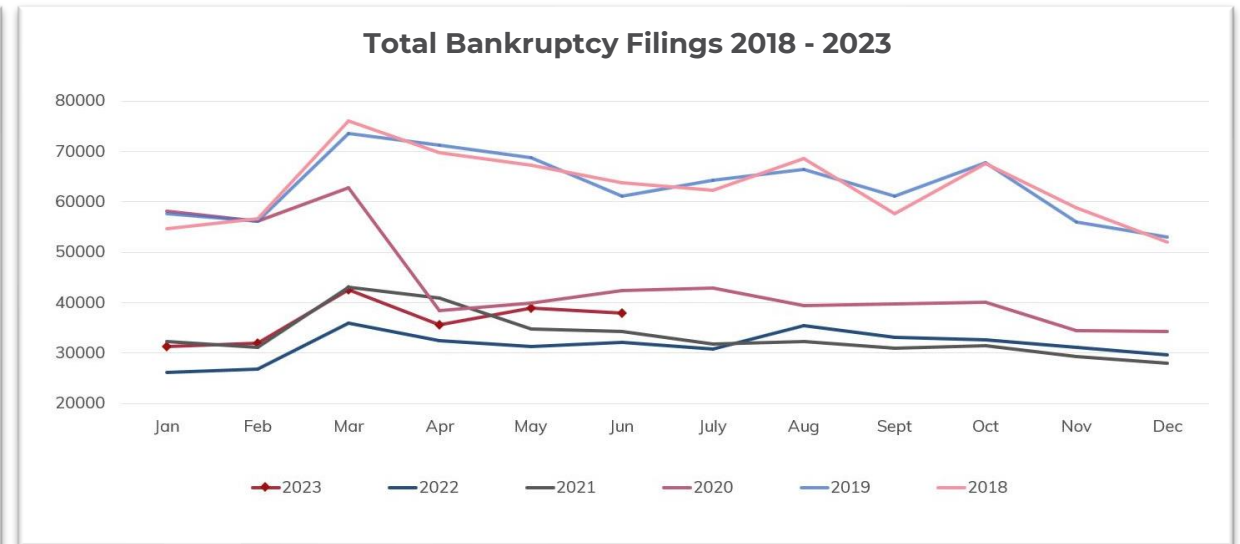
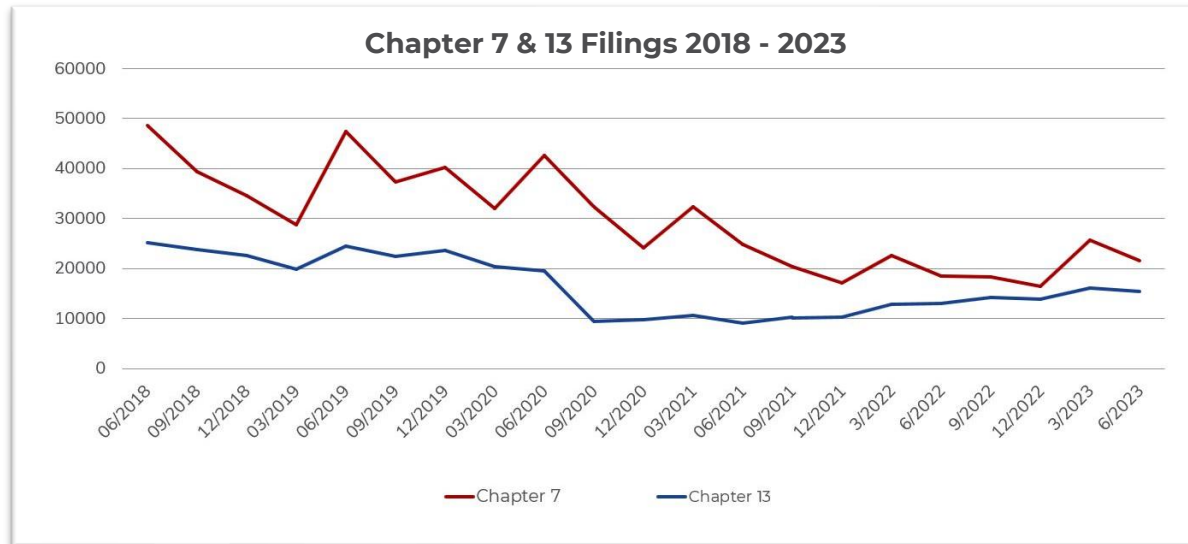
Our proprietary system notifies clients of bankruptcy filings, monitors case dockets and pushes critical activities into client-customized work queues to take immediate action.

BANKRUPTCY STATISTICS SNAPSHOT



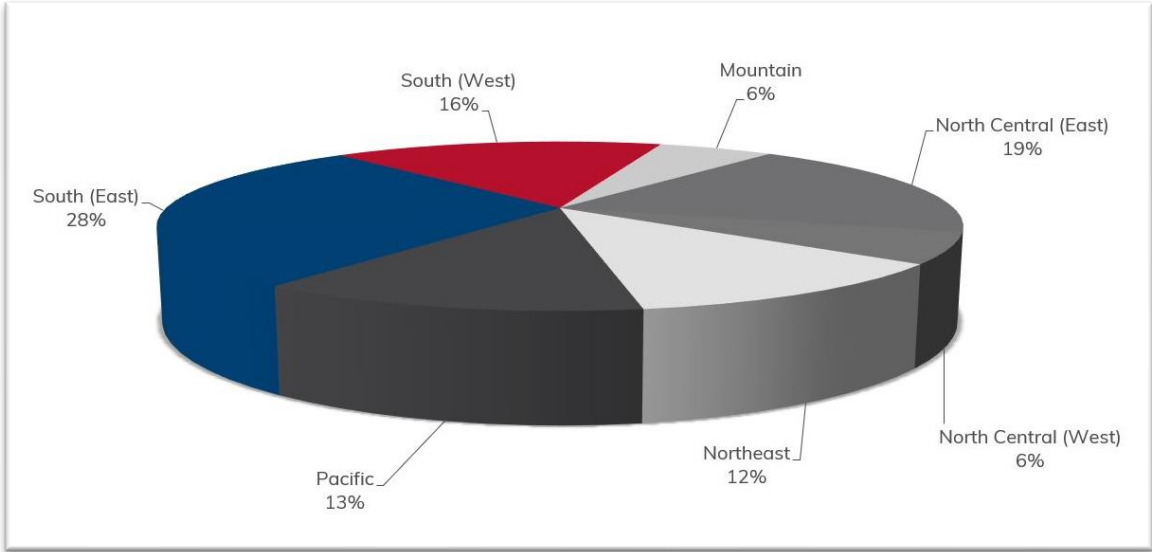
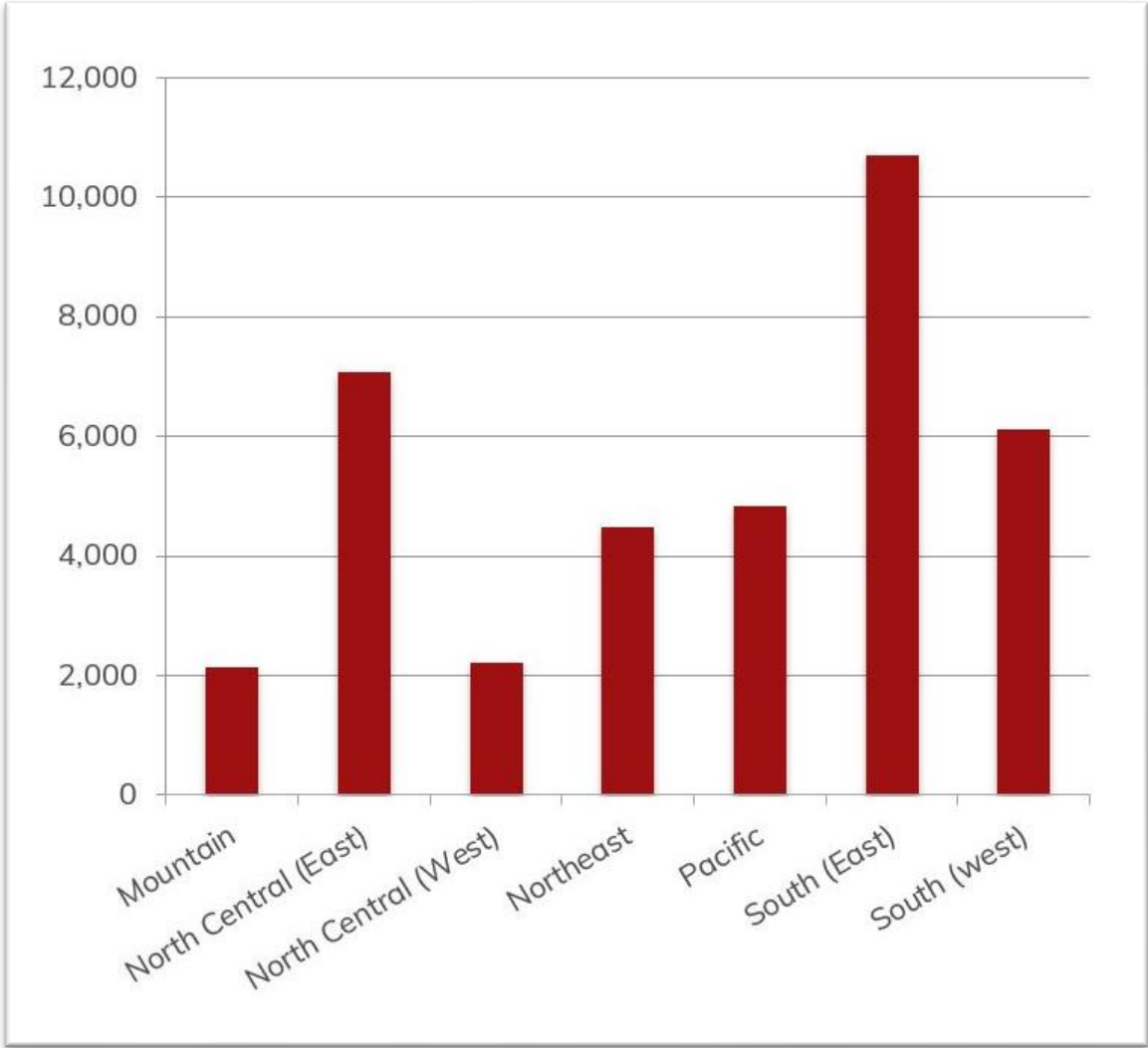
For Bankruptcies Filed Between 06/01/2023 and 06/30/2023

Total Bankruptcies Filed	37,922	Total Bankruptcies Filed last 12 months	410,360
Chapter 13	15,433	Total Bankruptcies Filed Prev. Month	38,863
Chapter 7	21,640	Total Bankruptcies Filed Prev. Year (same month)	32,297
Chapter 11	631	Increased Bankruptcies from Prev. Month Total	-941 (-2.42%)
Chapter 11, Subchapter V	200	Increased Bankruptcies from Prev. Year Total (same month)	5,625 (17.42%)



BANKRUPTCY FILINGS BY REGION

For Bankruptcies Filed Between 06/01/2023 and 06/30/2023



REGION	STATES
Mountain	Arizona, Colorado, Idaho, Montana, New Mexico, Utah, Wyoming
North Central (East)	Illinois, Indiana, Michigan, Ohio, Wisconsin
North Central (West)	Iowa, Kansas, Minnesota, Missouri, Nebraska, North Dakota, South Dakota
Northeast	Connecticut, Delaware, Maine, Massachusetts, New Hampshire, New Jersey, New York, Pennsylvania, Rhode Island, Vermont
Pacific	Alaska, California, Hawaii, Guam, Nevada, Oregon, Washington
South (East)	District of Columbia, Florida, Georgia, Kentucky, Maryland, North Carolina, Puerto Rico, South Carolina, Tennessee, Virgin Islands, Virginia, West Virginia
South (West)	Alabama, Arkansas, Louisiana, Mississippi, Oklahoma, Texas

BANKRUPTCY FILINGS BY COURT



For Bankruptcies Filed Between 06/01/2023 and 06/30/2023

COURT	CH 7	CH 11	CH 12	CH 13	TOTAL
DISTRICT OF ALASKA	14			5	19
MIDDLE DISTRICT OF ALABAMA	66	1		387	454
NORTHERN DISTRICT OF ALABAMA	265	1		481	747
SOUTHERN DISTRICT OF ALABAMA	59	2		219	280
EASTERN DISTRICT OF ARKANSAS	154	2		203	359
WESTERN DISTRICT OF ARKANSAS	72	2		88	162
DISTRICT OF ARIZONA	661	2		131	794
CENTRAL DISTRICT OF CALIFORNIA	1,440	27		304	1,771
EASTERN DISTRICT OF CALIFORNIA	540	4	2	148	694
NORTHERN DISTRICT OF CALIFORNIA	277	20	1	154	452
SOUTHERN DISTRICT OF CALIFORNIA	282			38	320
DISTRICT OF COLORADO	414	3		103	520
DISTRICT OF CONNECTICUT	197	5		72	274
DISTRICT OF WASHINGTON, D.C.	13	1		12	26
DISTRICT OF DELAWARE	63	85		31	179
MIDDLE DISTRICT OF FLORIDA	1,002	19		389	1,410
NORTHERN DISTRICT OF FLORIDA	102	5		35	142
SOUTHERN DISTRICT OF FLORIDA	481	17		430	928
MIDDLE DISTRICT OF GEORGIA	127	3		348	478
NORTHERN DISTRICT OF GEORGIA	710	15	1	860	1,586

BANKRUPTCY FILINGS BY COURT



For Bankruptcies Filed Between 06/01/2023 and 06/30/2023

COURT	CH 7	CH 11	CH 12	CH 13	TOTAL
SOUTHERN DISTRICT OF GEORGIA	39	2		297	338
DISTRICT OF GUAM	1				1
DISTRICT OF HAWAII	49			35	84
NORTHERN DISTRICT OF IOWA	76	1		16	93
SOUTHERN DISTRICT OF IOWA	127			27	154
DISTRICT OF IDAHO	128	1		14	143
CENTRAL DISTRICT OF ILLINOIS	172			44	216
NORTHERN DISTRICT OF ILLINOIS	913	11		699	1,623
SOUTHERN DISTRICT OF ILLINOIS	65	2		56	123
NORTHERN DISTRICT OF INDIANA	303			208	511
SOUTHERN DISTRICT OF INDIANA	416	4		324	744
DISTRICT OF KANSAS	156	2		165	323
EASTERN DISTRICT OF KENTUCKY	240			137	377
WESTERN DISTRICT OF KENTUCKY	175	2		241	418
EASTERN DISTRICT OF LOUISIANA	56	2		149	207
MIDDLE DISTRICT OF LOUISIANA	33			46	79
WESTERN DISTRICT OF LOUISIANA	65	1		335	401
DISTRICT OF MASSACHUSETTS	235	8		109	352
DISTRICT OF MARYLAND	507	7		285	799
DISTRICT OF MAINE	44	1		11	56

BANKRUPTCY FILINGS BY COURT



For Bankruptcies Filed Between 06/01/2023 and 06/30/2023

COURT	CH 7	CH 11	CH 12	CH 13	TOTAL
EASTERN DISTRICT OF MICHIGAN	821	2		389	1,212
WESTERN DISTRICT OF MICHIGAN	204	1		71	276
DISTRICT OF MINNESOTA	359			172	531
EASTERN DISTRICT OF MISSOURI	259	2	1	224	486
WESTERN DISTRICT OF MISSOURI	155	1	2	184	342
NORTHERN DISTRICT OF MISSISSIPPI	103	1		232	336
SOUTHERN DISTRICT OF MISSISSIPPI	198	1		202	401
DISTRICT OF MONTANA	45	1		9	55
EASTERN DISTRICT OF NORTH CAROLINA	69	4		250	323
MIDDLE DISTRICT OF NORTH CAROLINA	64	2		99	165
WESTERN DISTRICT OF NORTH CAROLINA	53	4		72	129
DISTRICT OF NORTH DAKOTA	39			4	43
DISTRICT OF NEBRASKA	122	1	1	63	187
DISTRICT OF NEW HAMPSHIRE	43			16	59
DISTRICT OF NEW JERSEY	494	34		381	909
DISTRICT OF NEW MEXICO	51	1		13	65
DISTRICT OF NEVADA	448	5		94	547
EASTERN DISTRICT OF NEW YORK	416	46		339	801
NORTHERN DISTRICT OF NEW YORK	201		1	84	286
SOUTHERN DISTRICT OF NEW YORK	239	23		84	346

BANKRUPTCY FILINGS BY COURT



For Bankruptcies Filed Between 06/01/2023 and 06/30/2023

COURT	CH 7	CH 11	CH 12	CH 13	TOTAL
WESTERN DISTRICT OF NEW YORK	91	2		50	143
NORTHERN DISTRICT OF OHIO	757	2		179	938
SOUTHERN DISTRICT OF OHIO	468	1		232	701
EASTERN DISTRICT OF OKLAHOMA	82	2		6	90
NORTHERN DISTRICT OF OKLAHOMA	97			22	119
WESTERN DISTRICT OF OKLAHOMA	227			65	292
DISTRICT OF OREGON	316	2		131	449
EASTERN DISTRICT OF PENNSYLVANIA	148	3		188	339
MIDDLE DISTRICT OF PENNSYLVANIA	149	4	1	124	278
WESTERN DISTRICT OF PENNSYLVANIA	214	2		146	362
DISTRICT OF PUERTO RICO	122	6		231	359
DISTRICT OF RHODE ISLAND	59	1		24	84
DISTRICT OF SOUTH CAROLINA	130	3		223	356
DISTRICT OF SOUTH DAKOTA	43			13	56
EASTERN DISTRICT OF TENNESSEE	303	1		255	559
MIDDLE DISTRICT OF TENNESSEE	193	13		217	423
WESTERN DISTRICT OF TENNESSEE	187			563	750
EASTERN DISTRICT OF TEXAS	173	7		177	357
NORTHERN DISTRICT OF TEXAS	344	10	2	342	698
SOUTHERN DISTRICT OF TEXAS	253	144		296	693

BANKRUPTCY FILINGS BY COURT



For Bankruptcies Filed Between 06/01/2023 and 06/30/2023

COURT	CH 7	CH 11	CH 12	CH 13	TOTAL
WESTERN DISTRICT OF TEXAS	236	13		199	448
DISTRICT OF UTAH	325	3		196	524
EASTERN DISTRICT OF VIRGINIA	426	6		369	801
WESTERN DISTRICT OF VIRGINIA	118	1		109	228
DISTRICT OF THE VIRGIN ISLANDS					
DISTRICT OF VERMONT	17			4	21
EASTERN DISTRICT OF WASHINGTON	98	1		32	131
WESTERN DISTRICT OF WASHINGTON	274	7		93	374
EASTERN DISTRICT OF WISCONSIN	290	3	1	205	499
WESTERN DISTRICT OF WISCONSIN	152	1		69	222
NORTHERN DISTRICT OF WEST VIRGINIA	39	2		10	51
SOUTHERN DISTRICT OF WEST VIRGINIA	48			11	59
DISTRICT OF WYOMING	31			5	36

AIS is a Texas-based FinTech firm offering data analytics, technology and talent to support Operations and IT functions within the financial services sector. We are committed to lowering costs, improving quality and delivering faster results for our clients. Our insights, software robotics and workforce solutions drive the day-to-day work so our clients can focus on growing their business.

Using a lean Six Sigma approach, our team reviews client processes, eliminates non-value adds, and streamlines productivity. We build and share financial and legal technology to automate and optimize operational performance. We recruit, train and manage highly skilled human resources to meet project-based or full-time staffing needs.

Our clients have global access to a wide-ranging team of subject matter experts specializing in data, information technology, business operations, and legal support,. We serve a variety of industries including commercial and retail banking, automotive finance, credit card, mortgage, insurance and telecommunications.

All rights reserved. AIS warrants that it employs all reasonable endeavours to ensure that the supplied statistical reports are substantially complete and free of errors or defects. The user acknowledges that all information contained herein is derived from public record data and from time to time, errors may occur. AIS InSight is a proprietary analytical report produced monthly by AIS. The supplied information will not be disclosed, recompiled, sold or traded, in whole or in part, to third parties unless prior written consent is obtained. AIS assumes no responsibility or liability for any decisions made as a result of using this report.

