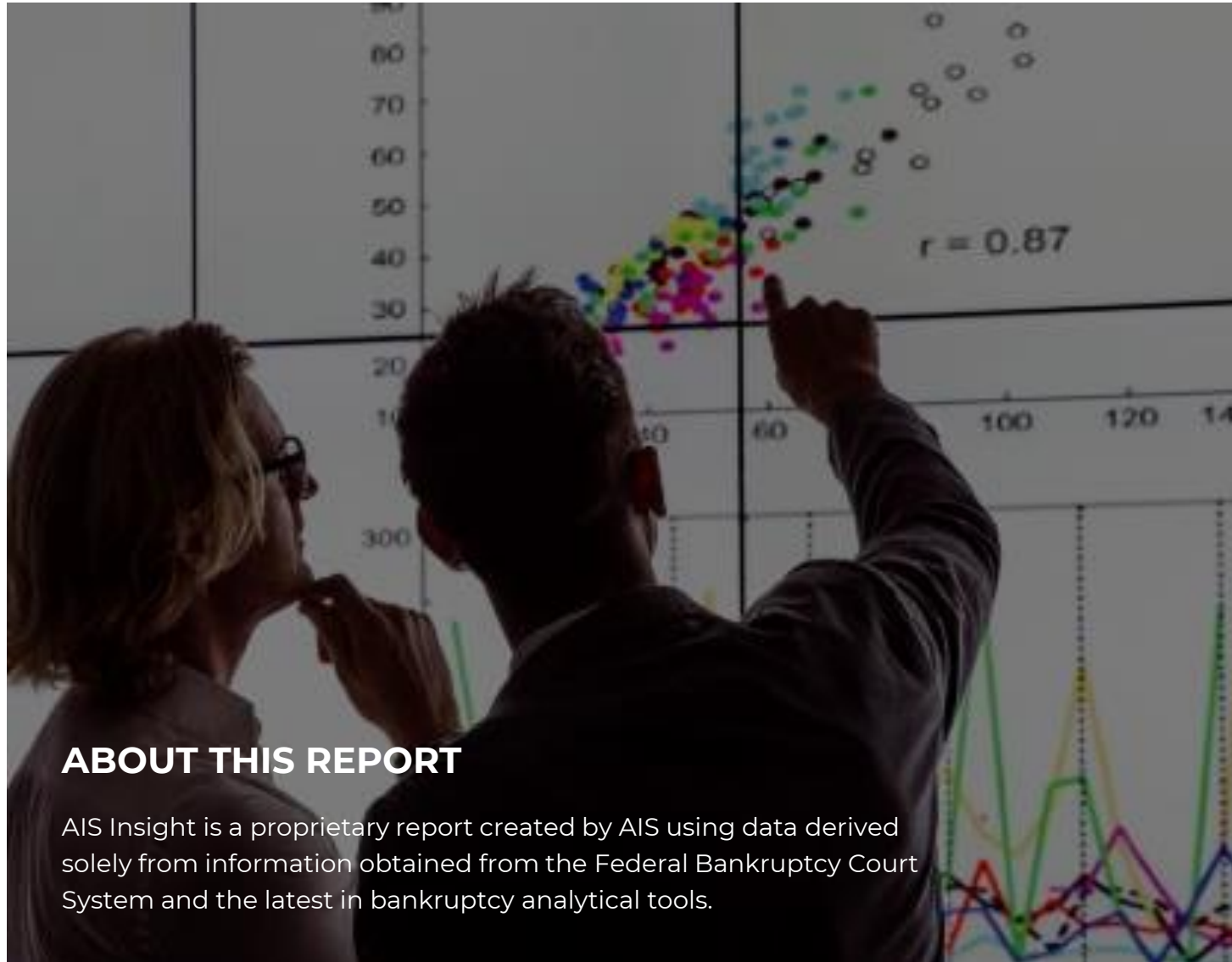


AIS Insight Report

2023 | 2nd Issue | January 2023 Data



ABOUT THIS REPORT

AIS Insight is a proprietary report created by AIS using data derived solely from information obtained from the Federal Bankruptcy Court System and the latest in bankruptcy analytical tools.

TABLE OF CONTENTS

BANKRUPTCY STATISTICS SNAPSHOT	1
BANKRUPTCY FILINGS BY REGION - CHARTS	2
BANKRUPTCY FILINGS BY COURT - TABLE	3-7

PRODUCT SPOTLIGHT

BANKRUPTCY EVENT TRACKING is driven by the latest bankruptcy technology, automating docket review processes and serving as a practical alternative to other products in the market.

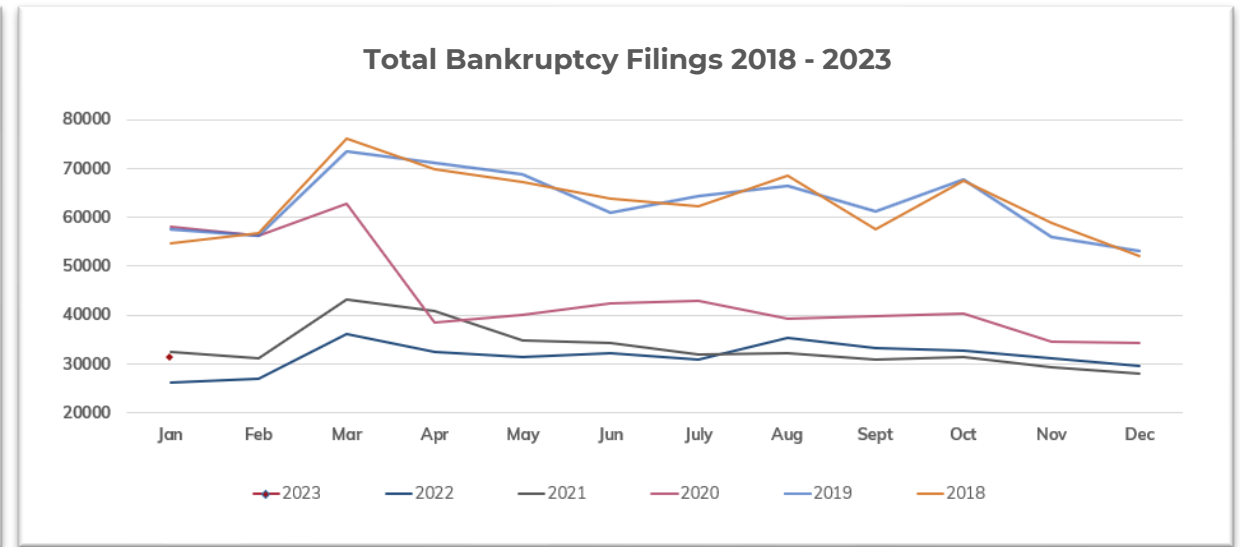
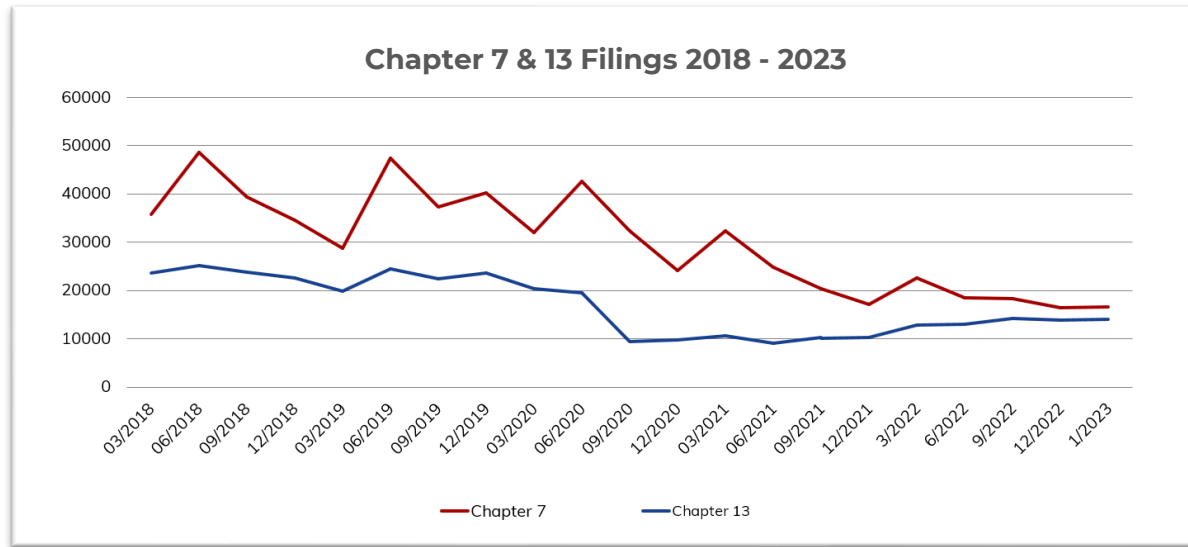
Our proprietary system notifies clients of bankruptcy filings, monitors case dockets and pushes critical activities into client-customized work queues to take immediate action.

BANKRUPTCY STATISTICS SNAPSHOT



For Bankruptcies Filed Between 01/01/2023 and 01/31/2023

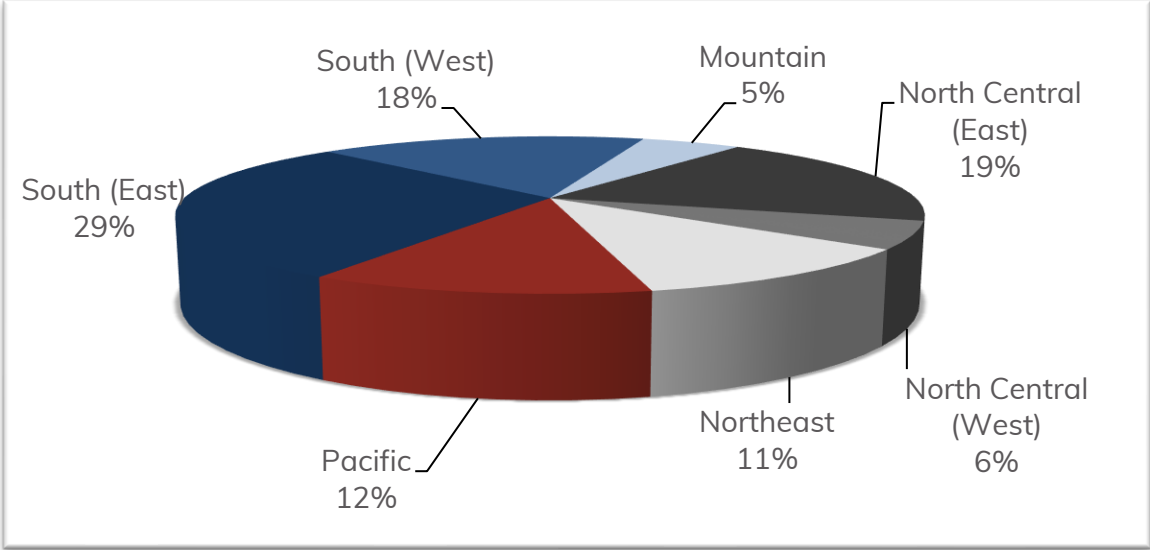
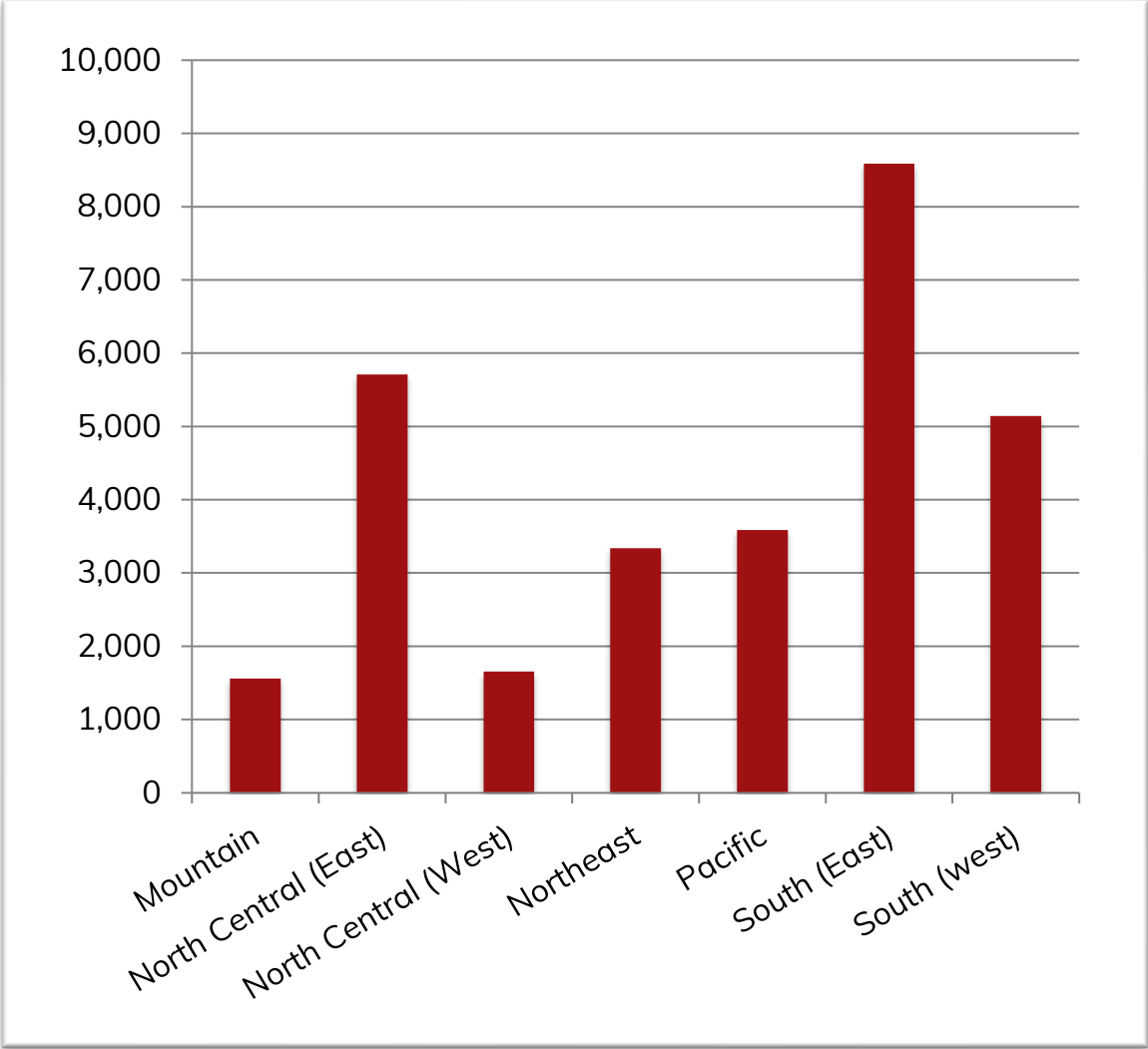
Total Bankruptcies Filed	31,285	Total Bankruptcies Filed last 12 months	383,263
Chapter 13	14,092	Total Bankruptcies Filed Prev. Month	29,775
Chapter 7	16,618	Total Bankruptcies Filed Prev. Year (same month)	26,313
Chapter 11	423	Increased Bankruptcies from Prev. Month Total	1,510 (5.07%)
Chapter 11, Subchapter V	137	Increased Bankruptcies from Prev. Year Total (same month)	4,972 (18.90%)



BANKRUPTCY FILINGS BY REGION



For Bankruptcies Filed Between 01/01/2023 and 01/31/2023



REGION	STATES
Mountain	Arizona, Colorado, Idaho, Montana, New Mexico, Utah, Wyoming
North Central (East)	Illinois, Indiana, Michigan, Ohio, Wisconsin
North Central (West)	Iowa, Kansas, Minnesota, Missouri, Nebraska, North Dakota, South Dakota
Northeast	Connecticut, Delaware, Maine, Massachusetts, New Hampshire, New Jersey, New York, Pennsylvania, Rhode Island, Vermont
Pacific	Alaska, California, Hawaii, Guam, Nevada, Oregon, Washington
South (East)	District of Columbia, Florida, Georgia, Kentucky, Maryland, North Carolina, Puerto Rico, South Carolina, Tennessee, Virgin Islands, Virginia, West Virginia
South (West)	Alabama, Arkansas, Louisiana, Mississippi, Oklahoma, Texas

BANKRUPTCY FILINGS BY COURT



For Bankruptcies Filed Between 01/01/2023 and 01/31/2023

COURT	CH 7	CH 11	CH 12	CH 13	TOTAL
DISTRICT OF ALASKA	10			5	15
MIDDLE DISTRICT OF ALABAMA	68			401	469
NORTHERN DISTRICT OF ALABAMA	221	5		419	645
SOUTHERN DISTRICT OF ALABAMA	49			198	247
EASTERN DISTRICT OF ARKANSAS	107			167	274
WESTERN DISTRICT OF ARKANSAS	40			88	128
DISTRICT OF ARIZONA	506	7		109	622
CENTRAL DISTRICT OF CALIFORNIA	1,020	19		278	1,317
EASTERN DISTRICT OF CALIFORNIA	407	3		140	550
NORTHERN DISTRICT OF CALIFORNIA	205	5		137	347
SOUTHERN DISTRICT OF CALIFORNIA	223	3		48	274
DISTRICT OF COLORADO	227	3		112	342
DISTRICT OF CONNECTICUT	155	2		69	226
DISTRICT OF WASHINGTON, D.C.	18	15		8	41
DISTRICT OF DELAWARE	54	47		32	133
MIDDLE DISTRICT OF FLORIDA	771	16		320	1,107
NORTHERN DISTRICT OF FLORIDA	83	7		45	135
SOUTHERN DISTRICT OF FLORIDA	441	12		404	857
MIDDLE DISTRICT OF GEORGIA	74			316	390
NORTHERN DISTRICT OF GEORGIA	597	10		714	1,321

BANKRUPTCY FILINGS BY COURT



For Bankruptcies Filed Between 01/01/2023 and 01/31/2023

COURT	CH 7	CH 11	CH 12	CH 13	TOTAL
SOUTHERN DISTRICT OF GEORGIA	45			268	313
DISTRICT OF GUAM	1				1
DISTRICT OF HAWAII	46			19	65
NORTHERN DISTRICT OF IOWA	64			13	77
SOUTHERN DISTRICT OF IOWA	84			28	112
DISTRICT OF IDAHO	105	1		9	115
CENTRAL DISTRICT OF ILLINOIS	112			53	165
NORTHERN DISTRICT OF ILLINOIS	807	9		644	1,460
SOUTHERN DISTRICT OF ILLINOIS	60	1		61	122
NORTHERN DISTRICT OF INDIANA	146	2		177	325
SOUTHERN DISTRICT OF INDIANA	238	3		304	545
DISTRICT OF KANSAS	88			110	198
EASTERN DISTRICT OF KENTUCKY	185			112	297
WESTERN DISTRICT OF KENTUCKY	170	5		240	415
EASTERN DISTRICT OF LOUISIANA	32	7		110	149
MIDDLE DISTRICT OF LOUISIANA	32	1		35	68
WESTERN DISTRICT OF LOUISIANA	46	5		331	382
DISTRICT OF MASSACHUSETTS	165	4		98	267
DISTRICT OF MARYLAND	405	3		253	661
DISTRICT OF MAINE	20	1		7	28

BANKRUPTCY FILINGS BY COURT



For Bankruptcies Filed Between 01/01/2023 and 01/31/2023

COURT	CH 7	CH 11	CH 12	CH 13	TOTAL
EASTERN DISTRICT OF MICHIGAN	797	3		432	1,232
WESTERN DISTRICT OF MICHIGAN	122	1		93	216
DISTRICT OF MINNESOTA	286	1		133	420
EASTERN DISTRICT OF MISSOURI	201			191	392
WESTERN DISTRICT OF MISSOURI	113	5		143	261
NORTHERN DISTRICT OF MISSISSIPPI	78	12		215	305
SOUTHERN DISTRICT OF MISSISSIPPI	161	1		186	348
DISTRICT OF MONTANA	26		1	4	31
EASTERN DISTRICT OF NORTH CAROLINA	53	2	1	202	258
MIDDLE DISTRICT OF NORTH CAROLINA	44			95	139
WESTERN DISTRICT OF NORTH CAROLINA	49	1		96	146
DISTRICT OF NORTH DAKOTA	20			7	27
DISTRICT OF NEBRASKA	95	1		54	150
DISTRICT OF NEW HAMPSHIRE	30	2		11	43
DISTRICT OF NEW JERSEY	402	8		414	824
DISTRICT OF NEW MEXICO	55			14	69
DISTRICT OF NEVADA	327	3		83	413
EASTERN DISTRICT OF NEW YORK	342	26		345	713
NORTHERN DISTRICT OF NEW YORK	141			67	208
SOUTHERN DISTRICT OF NEW YORK	204	18		88	310

BANKRUPTCY FILINGS BY COURT



For Bankruptcies Filed Between 01/01/2023 and 01/31/2023

COURT	CH 7	CH 11	CH 12	CH 13	TOTAL
WESTERN DISTRICT OF NEW YORK	70	3		50	123
NORTHERN DISTRICT OF OHIO	606	8		171	785
SOUTHERN DISTRICT OF OHIO	370			229	599
EASTERN DISTRICT OF OKLAHOMA	51		1	6	58
NORTHERN DISTRICT OF OKLAHOMA	78			12	90
WESTERN DISTRICT OF OKLAHOMA	172			51	223
DISTRICT OF OREGON	243	3		121	367
EASTERN DISTRICT OF PENNSYLVANIA	126	2		173	301
MIDDLE DISTRICT OF PENNSYLVANIA	111			99	210
WESTERN DISTRICT OF PENNSYLVANIA	187	2		111	300
DISTRICT OF PUERTO RICO	91	4	1	186	282
DISTRICT OF RHODE ISLAND	46			18	64
DISTRICT OF SOUTH CAROLINA	70	4		208	282
DISTRICT OF SOUTH DAKOTA	16			11	27
EASTERN DISTRICT OF TENNESSEE	256			254	510
MIDDLE DISTRICT OF TENNESSEE	152	5		204	361
WESTERN DISTRICT OF TENNESSEE	124	1		557	682
EASTERN DISTRICT OF TEXAS	131	8		164	303
NORTHERN DISTRICT OF TEXAS	247	14		278	539
SOUTHERN DISTRICT OF TEXAS	166	58		214	438

BANKRUPTCY FILINGS BY COURT



For Bankruptcies Filed Between 01/01/2023 and 01/31/2023

COURT	CH 7	CH 11	CH 12	CH 13	TOTAL
WESTERN DISTRICT OF TEXAS	157	9		139	305
DISTRICT OF UTAH	182			159	341
EASTERN DISTRICT OF VIRGINIA	381	2		374	757
WESTERN DISTRICT OF VIRGINIA	117	1		131	249
DISTRICT OF THE VIRGIN ISLANDS				1	1
DISTRICT OF VERMONT	12			3	15
EASTERN DISTRICT OF WASHINGTON	69			37	106
WESTERN DISTRICT OF WASHINGTON	226			97	323
EASTERN DISTRICT OF WISCONSIN	232			168	400
WESTERN DISTRICT OF WISCONSIN	82			42	124
NORTHERN DISTRICT OF WEST VIRGINIA	29			13	42
SOUTHERN DISTRICT OF WEST VIRGINIA	50	1		11	62
DISTRICT OF WYOMING	15			8	23

AIS is a Texas-based FinTech firm offering data analytics, technology and talent to support Operations and IT functions within the financial services sector. We are committed to lowering costs, improving quality and delivering faster results for our clients. Our insights, software robotics and workforce solutions drive the day-to-day work so our clients can focus on growing their business.

Using a lean Six Sigma approach, our team reviews client processes, eliminates non-value adds, and streamlines productivity. We build and share financial and legal technology to automate and optimize operational performance. We recruit, train and manage highly skilled human resources to meet project-based or full-time staffing needs.

Our clients have global access to a wide-ranging team of subject matter experts specializing in data, information technology, business operations, and legal support,. We serve a variety of industries including commercial and retail banking, automotive finance, credit card, mortgage, insurance and telecommunications.

All rights reserved. AIS warrants that it employs all reasonable endeavours to ensure that the supplied statistical reports are substantially complete and free of errors or defects. The user acknowledges that all information contained herein is derived from public record data and from time to time, errors may occur. AIS InSight is a proprietary analytical report produced monthly by AIS. The supplied information will not be disclosed, recompiled, sold or traded, in whole or in part, to third parties unless prior written consent is obtained. AIS assumes no responsibility or liability for any decisions made as a result of using this report.

