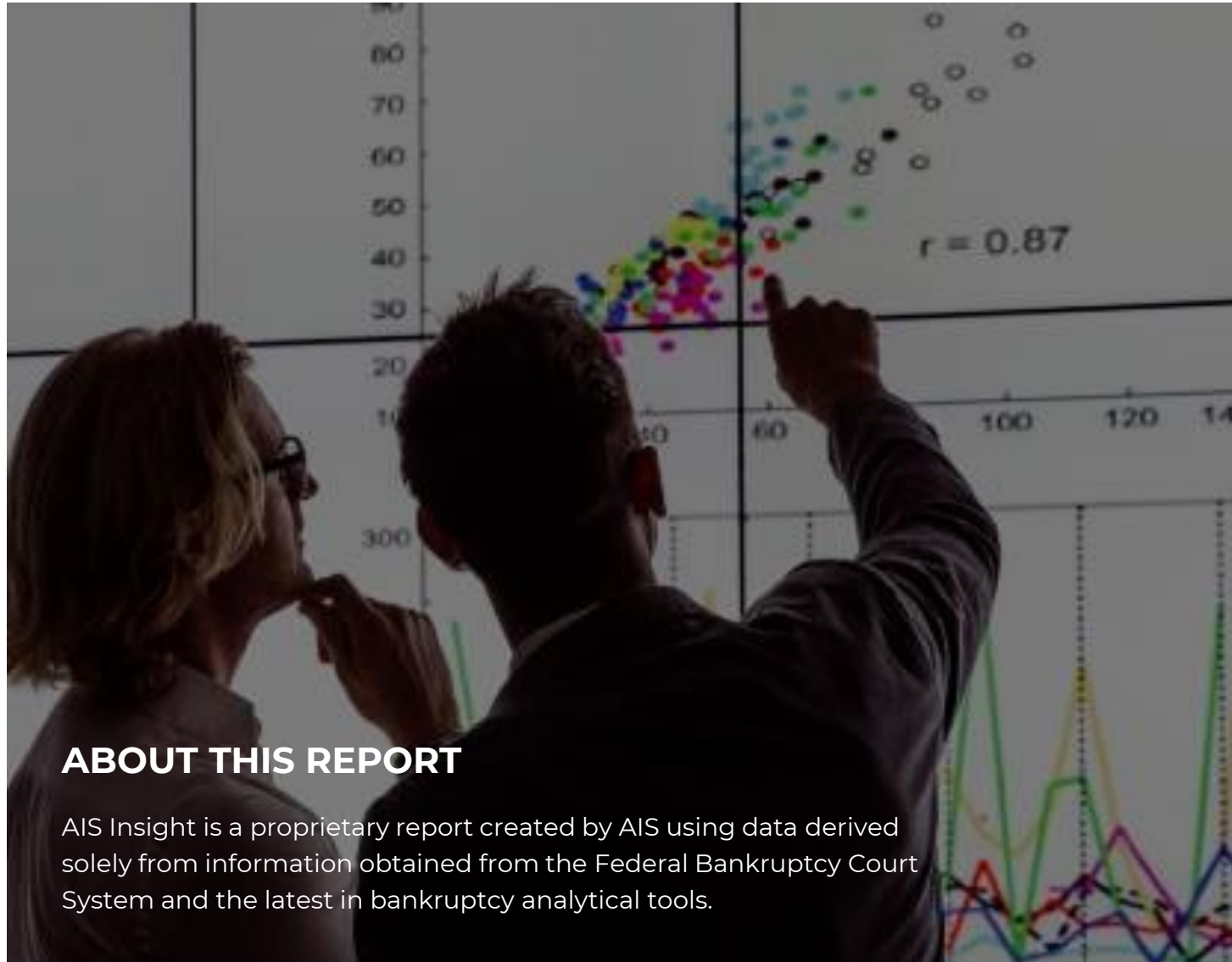


AIS Insight Report

2022 | 4th Issue | March 2022 Data



ABOUT THIS REPORT

AIS Insight is a proprietary report created by AIS using data derived solely from information obtained from the Federal Bankruptcy Court System and the latest in bankruptcy analytical tools.

TABLE OF CONTENTS

BANKRUPTCY STATISTICS SNAPSHOT	1
BANKRUPTCY FILINGS BY REGION - CHARTS	2
BANKRUPTCY FILINGS BY COURT - TABLE	3-7

PRODUCT SPOTLIGHT

BANKRUPTCY EVENT TRACKING is driven by the latest bankruptcy technology, automating docket review processes and serving as a practical alternative to other products in the market.

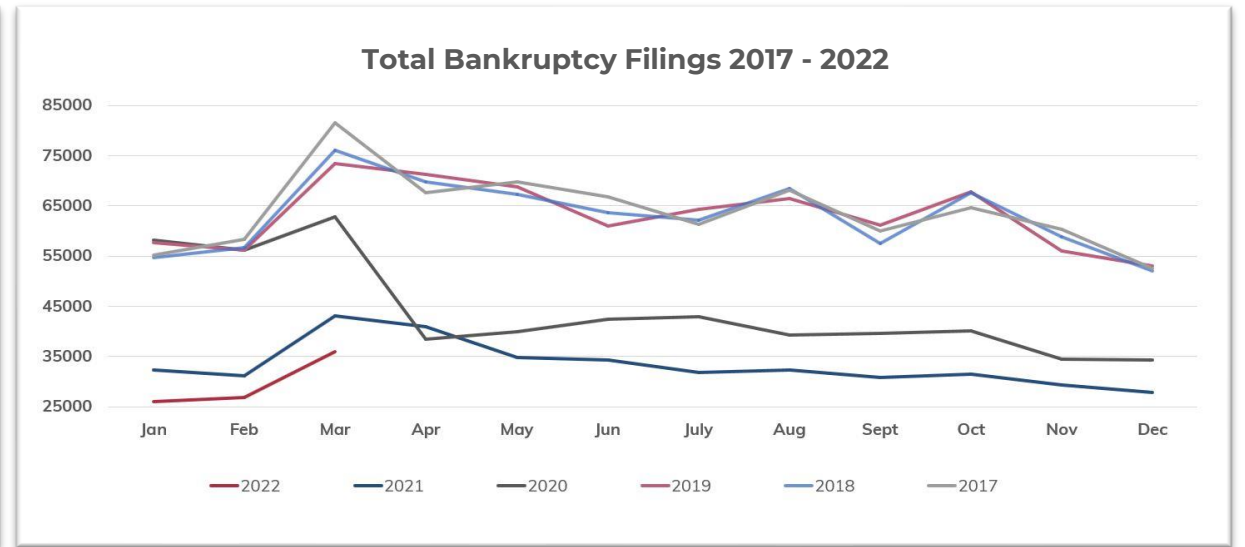
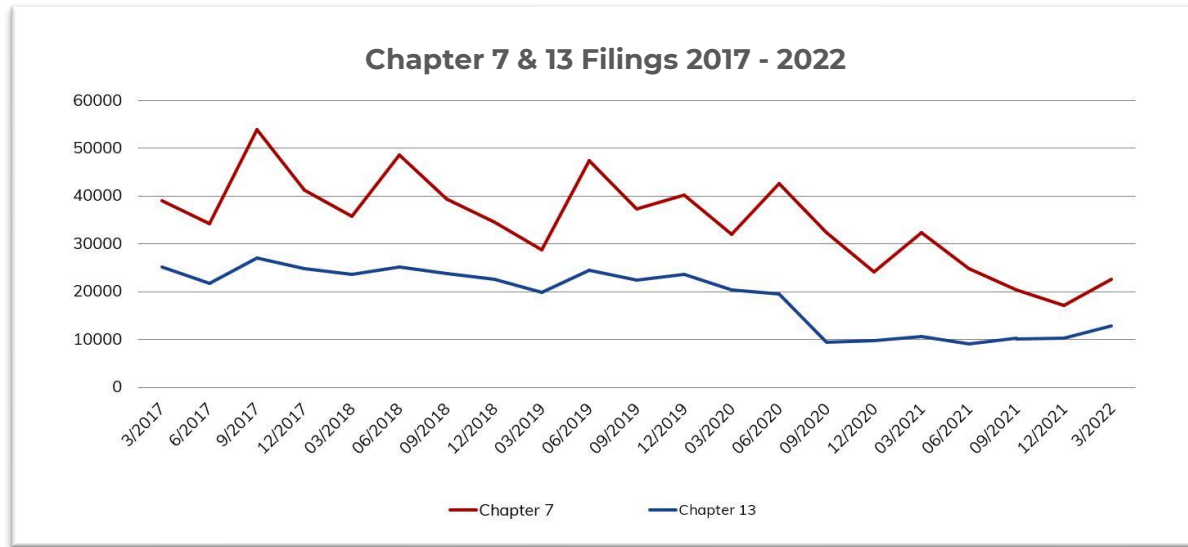
Our proprietary system notifies clients of bankruptcy filings, monitors case dockets and pushes critical activities into client-customized work queues to take immediate action.

BANKRUPTCY STATISTICS SNAPSHOT



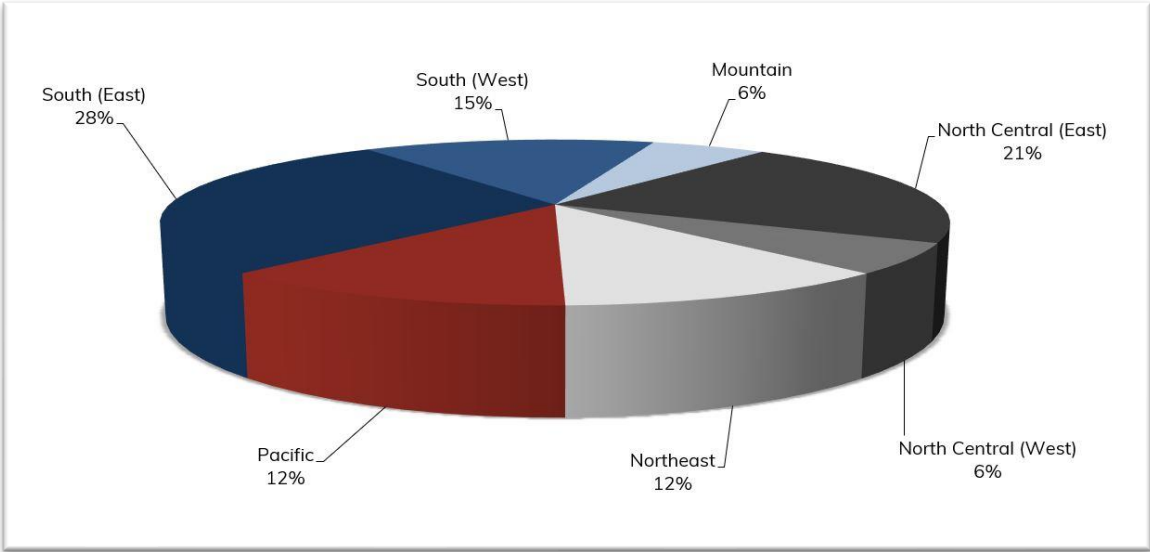
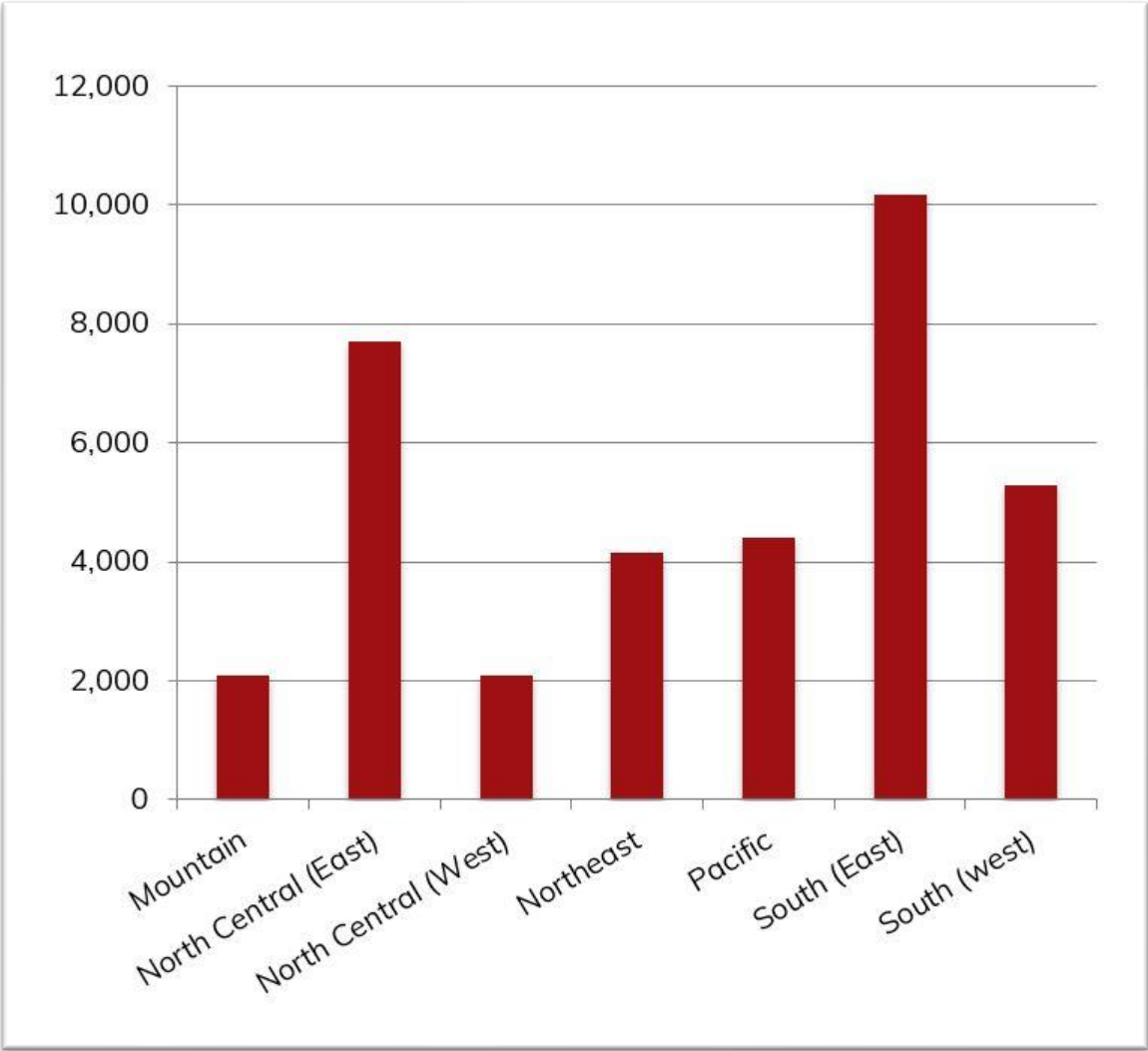
For Bankruptcies Filed Between 03/01/2022 and 03/31/2022

Total Bankruptcies Filed	36,015	Total Bankruptcies Filed last 12 months	383,630
Chapter 13	12,933	Total Bankruptcies Filed Prev. Month	26,999
Chapter 7	22,676	Total Bankruptcies Filed Prev. Year (same month)	43,475
Chapter 11	381	Increased Bankruptcies from Prev. Month Total	9,016 (33.39%)
Chapter 11, Subchapter V	185	Increased Bankruptcies from Prev. Year Total (same month)	-7,460 (-17.16%)



BANKRUPTCY FILINGS BY REGION

For Bankruptcies Filed Between 03/01/2022 and 03/31/2022



REGION	STATES
Mountain	Arizona, Colorado, Idaho, Montana, New Mexico, Utah, Wyoming
North Central (East)	Illinois, Indiana, Michigan, Ohio, Wisconsin
North Central (West)	Iowa, Kansas, Minnesota, Missouri, Nebraska, North Dakota, South Dakota
Northeast	Connecticut, Delaware, Maine, Massachusetts, New Hampshire, New Jersey, New York, Pennsylvania, Rhode Island, Vermont
Pacific	Alaska, California, Hawaii, Guam, Nevada, Oregon, Washington
South (East)	District of Columbia, Florida, Georgia, Kentucky, Maryland, North Carolina, Puerto Rico, South Carolina, Tennessee, Virgin Islands, Virginia, West Virginia
South (West)	Alabama, Arkansas, Louisiana, Mississippi, Oklahoma, Texas

BANKRUPTCY FILINGS BY COURT



For Bankruptcies Filed Between 03/01/2022 and 03/31/2022

COURT	CH 7	CH 11	CH 12	CH 13	TOTAL
DISTRICT OF ALASKA	10			1	11
MIDDLE DISTRICT OF ALABAMA	91			331	422
NORTHERN DISTRICT OF ALABAMA	361	1		374	736
SOUTHERN DISTRICT OF ALABAMA	67			196	263
EASTERN DISTRICT OF ARKANSAS	157		2	177	336
WESTERN DISTRICT OF ARKANSAS	71		2	76	149
DISTRICT OF ARIZONA	646	4		120	770
CENTRAL DISTRICT OF CALIFORNIA	1,354	18		258	1,630
EASTERN DISTRICT OF CALIFORNIA	472	3	2	124	601
NORTHERN DISTRICT OF CALIFORNIA	210	14	1	113	338
SOUTHERN DISTRICT OF CALIFORNIA	287			32	319
DISTRICT OF COLORADO	334	9		103	446
DISTRICT OF CONNECTICUT	167	2		49	218
DISTRICT OF WASHINGTON, D.C.	18	3		4	25
DISTRICT OF DELAWARE	66	15		37	118
MIDDLE DISTRICT OF FLORIDA	980	23		365	1,368
NORTHERN DISTRICT OF FLORIDA	116	2		41	159
SOUTHERN DISTRICT OF FLORIDA	403	15		439	857
MIDDLE DISTRICT OF GEORGIA	175			248	423
NORTHERN DISTRICT OF GEORGIA	629	5		586	1,220

BANKRUPTCY FILINGS BY COURT



For Bankruptcies Filed Between 03/01/2022 and 03/31/2022

COURT	CH 7	CH 11	CH 12	CH 13	TOTAL
SOUTHERN DISTRICT OF GEORGIA	59			218	277
DISTRICT OF GUAM	1	1			2
DISTRICT OF HAWAII	60			25	85
NORTHERN DISTRICT OF IOWA	60			9	69
SOUTHERN DISTRICT OF IOWA	116	8		15	139
DISTRICT OF IDAHO	129	4		20	153
CENTRAL DISTRICT OF ILLINOIS	177	2		48	227
NORTHERN DISTRICT OF ILLINOIS	982	13		636	1,631
SOUTHERN DISTRICT OF ILLINOIS	80			51	131
NORTHERN DISTRICT OF INDIANA	359	5		165	529
SOUTHERN DISTRICT OF INDIANA	479	5	1	287	772
DISTRICT OF KANSAS	143	6		144	293
EASTERN DISTRICT OF KENTUCKY	304			106	410
WESTERN DISTRICT OF KENTUCKY	272		1	218	491
EASTERN DISTRICT OF LOUISIANA	52	2		90	144
MIDDLE DISTRICT OF LOUISIANA	21	1		30	52
WESTERN DISTRICT OF LOUISIANA	90	1	1	327	419
DISTRICT OF MASSACHUSETTS	218	4		108	330
DISTRICT OF MARYLAND	453	9	1	224	687
DISTRICT OF MAINE	50			6	56

BANKRUPTCY FILINGS BY COURT



For Bankruptcies Filed Between 03/01/2022 and 03/31/2022

COURT	CH 7	CH 11	CH 12	CH 13	TOTAL
EASTERN DISTRICT OF MICHIGAN	1,067	7		414	1,488
WESTERN DISTRICT OF MICHIGAN	241	1		77	319
DISTRICT OF MINNESOTA	364		1	101	466
EASTERN DISTRICT OF MISSOURI	300			176	476
WESTERN DISTRICT OF MISSOURI	186			152	338
NORTHERN DISTRICT OF MISSISSIPPI	132	2		147	281
SOUTHERN DISTRICT OF MISSISSIPPI	230	1		165	396
DISTRICT OF MONTANA	56	2		7	65
EASTERN DISTRICT OF NORTH CAROLINA	72	5		193	270
MIDDLE DISTRICT OF NORTH CAROLINA	63	3		118	184
WESTERN DISTRICT OF NORTH CAROLINA	52	2		75	129
DISTRICT OF NORTH DAKOTA	33			5	38
DISTRICT OF NEBRASKA	160	1	1	72	234
DISTRICT OF NEW HAMPSHIRE	36			26	62
DISTRICT OF NEW JERSEY	578	23		431	1,032
DISTRICT OF NEW MEXICO	86	1		15	102
DISTRICT OF NEVADA	419	12		86	517
EASTERN DISTRICT OF NEW YORK	373	31		136	540
NORTHERN DISTRICT OF NEW YORK	238	1	2	65	306
SOUTHERN DISTRICT OF NEW YORK	236	21		54	311

BANKRUPTCY FILINGS BY COURT



For Bankruptcies Filed Between 03/01/2022 and 03/31/2022

COURT	CH 7	CH 11	CH 12	CH 13	TOTAL
WESTERN DISTRICT OF NEW YORK	140	1		40	181
NORTHERN DISTRICT OF OHIO	820	2		189	1,011
SOUTHERN DISTRICT OF OHIO	532	2		267	801
EASTERN DISTRICT OF OKLAHOMA	56			9	65
NORTHERN DISTRICT OF OKLAHOMA	118			8	126
WESTERN DISTRICT OF OKLAHOMA	218	1		52	271
DISTRICT OF OREGON	308	5		72	385
EASTERN DISTRICT OF PENNSYLVANIA	169	7		142	318
MIDDLE DISTRICT OF PENNSYLVANIA	127	1		65	193
WESTERN DISTRICT OF PENNSYLVANIA	231	5		139	375
DISTRICT OF PUERTO RICO	156	2	2	250	410
DISTRICT OF RHODE ISLAND	63	1		19	83
DISTRICT OF SOUTH CAROLINA	113	1		206	320
DISTRICT OF SOUTH DAKOTA	35		2	3	40
EASTERN DISTRICT OF TENNESSEE	382	3		239	624
MIDDLE DISTRICT OF TENNESSEE	244	2		176	422
WESTERN DISTRICT OF TENNESSEE	167			476	643
EASTERN DISTRICT OF TEXAS	171	3		109	283
NORTHERN DISTRICT OF TEXAS	314	29		265	608
SOUTHERN DISTRICT OF TEXAS	213	8		142	363

BANKRUPTCY FILINGS BY COURT



For Bankruptcies Filed Between 03/01/2022 and 03/31/2022

COURT	CH 7	CH 11	CH 12	CH 13	TOTAL
WESTERN DISTRICT OF TEXAS	246	6		109	361
DISTRICT OF UTAH	314	3		195	512
EASTERN DISTRICT OF VIRGINIA	496	3		325	824
WESTERN DISTRICT OF VIRGINIA	178			98	276
DISTRICT OF THE VIRGIN ISLANDS					
DISTRICT OF VERMONT	13			5	18
EASTERN DISTRICT OF WASHINGTON	120			18	138
WESTERN DISTRICT OF WASHINGTON	292	4		81	377
EASTERN DISTRICT OF WISCONSIN	389			198	587
WESTERN DISTRICT OF WISCONSIN	151	2	1	57	211
NORTHERN DISTRICT OF WEST VIRGINIA	52			8	60
SOUTHERN DISTRICT OF WEST VIRGINIA	71			15	86
DISTRICT OF WYOMING	26			1	27

AIS is a Texas-based FinTech firm offering data analytics, technology and talent to support Operations and IT functions within the financial services sector. We are committed to lowering costs, improving quality and delivering faster results for our clients. Our insights, software robotics and workforce solutions drive the day-to-day work so our clients can focus on growing their business.

Using a lean Six Sigma approach, our team reviews client processes, eliminates non-value adds, and streamlines productivity. We build and share financial and legal technology to automate and optimize operational performance. We recruit, train and manage highly skilled human resources to meet project-based or full-time staffing needs.

Our clients have global access to a wide-ranging team of subject matter experts specializing in data, information technology, business operations, and legal support,. We serve a variety of industries including commercial and retail banking, automotive finance, credit card, mortgage, insurance and telecommunications.

All rights reserved. AIS warrants that it employs all reasonable endeavours to ensure that the supplied statistical reports are substantially complete and free of errors or defects. The user acknowledges that all information contained herein is derived from public record data and from time to time, errors may occur. AIS InSight is a proprietary analytical report produced monthly by AIS. The supplied information will not be disclosed, recompiled, sold or traded, in whole or in part, to third parties unless prior written consent is obtained. AIS assumes no responsibility or liability for any decisions made as a result of using this report.

