


AIS Insight Report

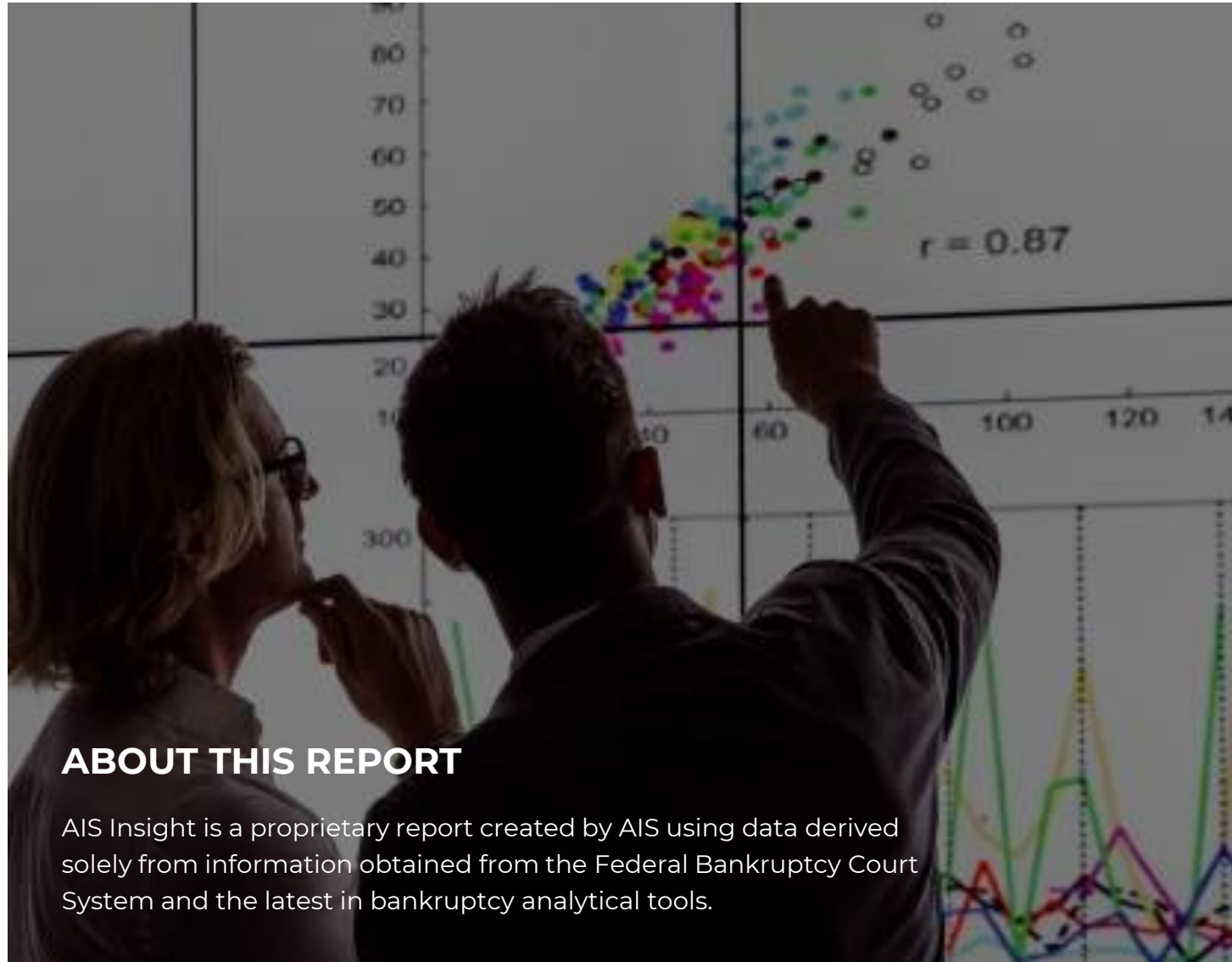
2021 | 5th Issue | April Data



SUMMARY BY CATEGORY

Category	Actual	Budget	Difference
Travel	\$1,100.00	\$1,100.00	\$0.00
Food	\$1,100.00	\$1,100.00	\$0.00
Medical	\$1,100.00	\$1,100.00	\$0.00
Other	\$1,100.00	\$1,100.00	\$0.00
Total	\$4,400.00	\$4,400.00	\$0.00





ABOUT THIS REPORT

AIS Insight is a proprietary report created by AIS using data derived solely from information obtained from the Federal Bankruptcy Court System and the latest in bankruptcy analytical tools.

TABLE OF CONTENTS

BANKRUPTCY STATISTICS SNAPSHOT	1
BANKRUPTCY FILINGS BY REGION - CHARTS	2
BANKRUPTCY FILINGS BY COURT - TABLE	3-7

PRODUCT SPOTLIGHT

BANKRUPTCY EVENT TRACKING is driven by the latest bankruptcy technology, automating docket review processes and serving as a practical alternative to other products in the market.

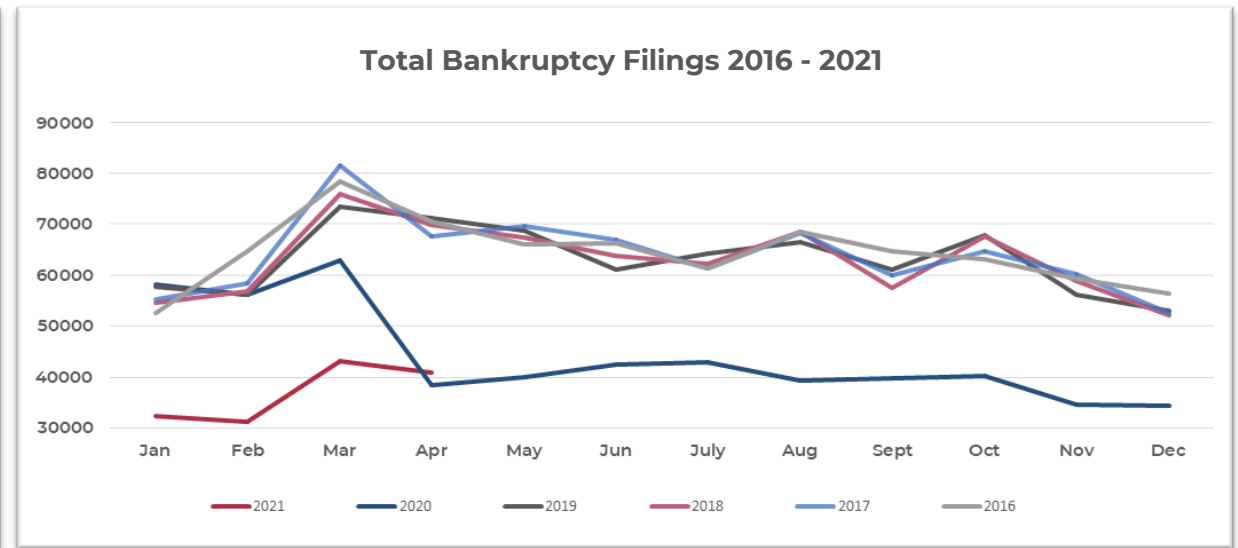
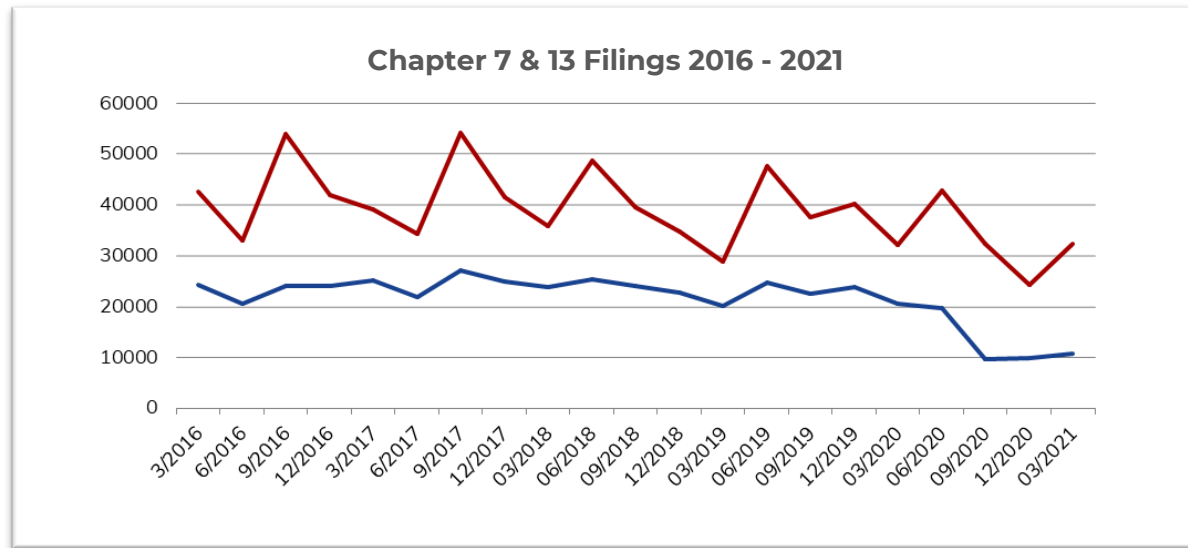
Our proprietary system notifies clients of bankruptcy filings, monitors case dockets and pushes critical activities into client-customized work queues to take immediate action.

BANKRUPTCY STATISTICS SNAPSHOT



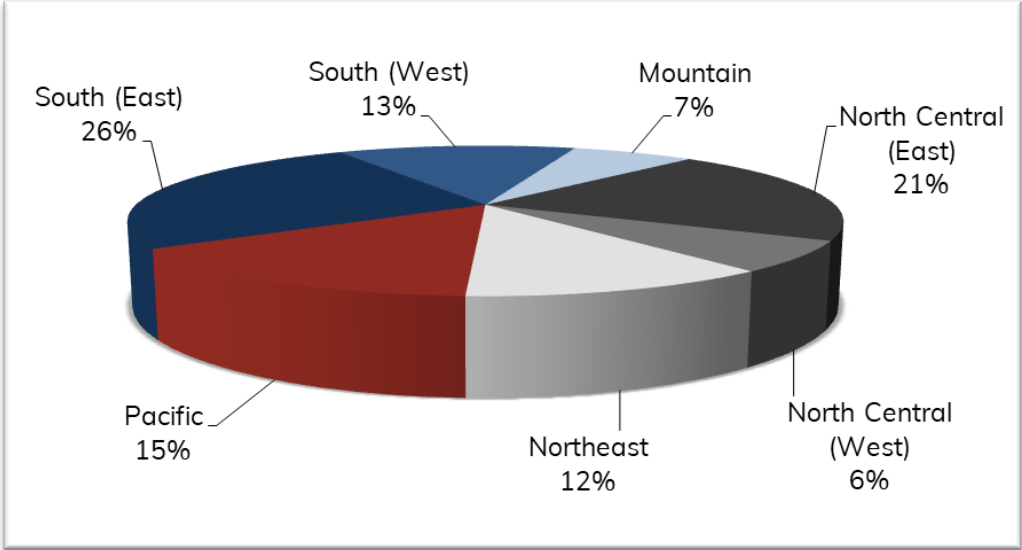
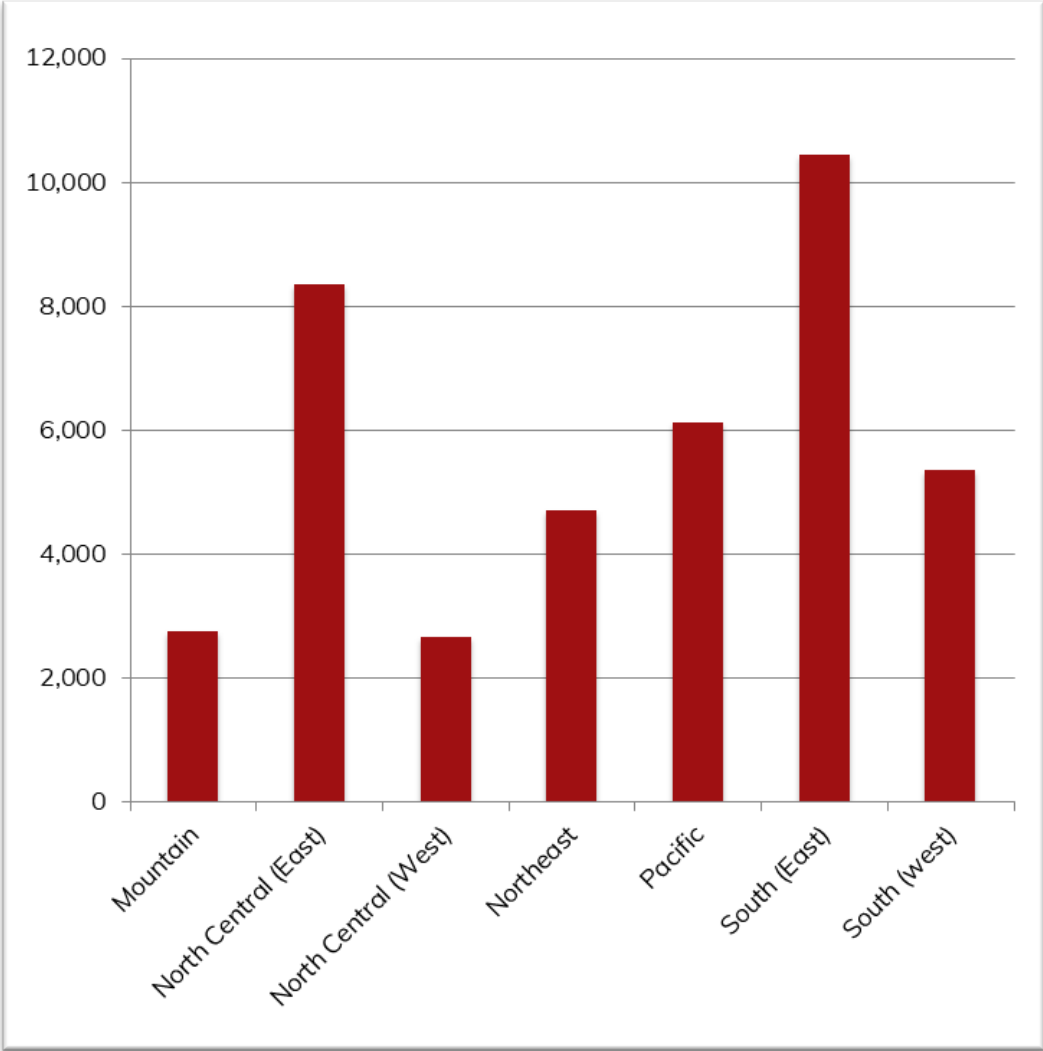
For Bankruptcies Filed Between 04/01/2021 and 04/30/2021

Total Bankruptcies Filed	40,888	Total Bankruptcies Filed last 12 months	461,316
Chapter 13	9,320	Total Bankruptcies Filed Prev. Month	43,453
Chapter 7	31,183	Total Bankruptcies Filed Prev. Year (same month)	38,454
Chapter 11	348	Increased Bankruptcies from Prev. Month Total	-2,565 (-5.90%)
Chapter 11, Subchapter V	141	Increased Bankruptcies from Prev. Year Total (same month)	2,434 (+6.33%)



BANKRUPTCY FILINGS BY REGION

For Bankruptcies Filed Between 04/01/2021 and 04/30/2021



REGION	STATES
Mountain	Arizona, Colorado, Idaho, Montana, New Mexico, Utah, Wyoming
North Central (East)	Illinois, Indiana, Michigan, Ohio, Wisconsin
North Central (West)	Iowa, Kansas, Minnesota, Missouri, Nebraska, North Dakota, South Dakota
Northeast	Connecticut, Delaware, Maine, Massachusetts, New Hampshire, New Jersey, New York, Pennsylvania, Rhode Island, Vermont
Pacific	Alaska, California, Hawaii, Guam, Nevada, Oregon, Washington
South (East)	District of Columbia, Florida, Georgia, Kentucky, Maryland, North Carolina, Puerto Rico, South Carolina, Tennessee, Virgin Islands, Virginia, West Virginia
South (West)	Alabama, Arkansas, Louisiana, Mississippi, Oklahoma, Texas

BANKRUPTCY FILINGS BY COURT



For Bankruptcies Filed Between 04/01/2021 and 04/30/2021

COURT	CH 7	CH 11	CH 12	CH 13	TOTAL
DISTRICT OF ALASKA	23	1		3	27
MIDDLE DISTRICT OF ALABAMA	127		1	250	378
NORTHERN DISTRICT OF ALABAMA	444	1		251	696
SOUTHERN DISTRICT OF ALABAMA	103			130	233
EASTERN DISTRICT OF ARKANSAS	180		1	110	291
WESTERN DISTRICT OF ARKANSAS	116	1		67	184
DISTRICT OF ARIZONA	856	2		119	977
CENTRAL DISTRICT OF CALIFORNIA	2,096	34		178	2,308
EASTERN DISTRICT OF CALIFORNIA	726	3	1	99	829
NORTHERN DISTRICT OF CALIFORNIA	359	19		119	497
SOUTHERN DISTRICT OF CALIFORNIA	474	3		34	511
DISTRICT OF COLORADO	589	6		97	692
DISTRICT OF CONNECTICUT	272			32	304
DISTRICT OF WASHINGTON, D.C.	27	1		3	31
DISTRICT OF DELAWARE	72	22		26	120
MIDDLE DISTRICT OF FLORIDA	1,398	11		284	1,693
NORTHERN DISTRICT OF FLORIDA	113	3		21	137
SOUTHERN DISTRICT OF FLORIDA	739	27		360	1,126
MIDDLE DISTRICT OF GEORGIA	158	3	2	147	310
NORTHERN DISTRICT OF GEORGIA	719	4	1	397	1,121

BANKRUPTCY FILINGS BY COURT



For Bankruptcies Filed Between 04/01/2021 and 04/30/2021

COURT	CH 7	CH 11	CH 12	CH 13	TOTAL
SOUTHERN DISTRICT OF GEORGIA	79	1		129	209
DISTRICT OF GUAM	1			1	2
DISTRICT OF HAWAII	92			42	134
NORTHERN DISTRICT OF IOWA	114		2	6	122
SOUTHERN DISTRICT OF IOWA	195	1		16	212
DISTRICT OF IDAHO	192			12	204
CENTRAL DISTRICT OF ILLINOIS	240			39	279
NORTHERN DISTRICT OF ILLINOIS	1,241	5		381	1,627
SOUTHERN DISTRICT OF ILLINOIS	117			36	153
NORTHERN DISTRICT OF INDIANA	487	1	1	111	600
SOUTHERN DISTRICT OF INDIANA	680	2	1	223	906
DISTRICT OF KANSAS	230		2	137	369
EASTERN DISTRICT OF KENTUCKY	364			98	462
WESTERN DISTRICT OF KENTUCKY	282			123	405
EASTERN DISTRICT OF LOUISIANA	94	1		69	164
MIDDLE DISTRICT OF LOUISIANA	56			10	66
WESTERN DISTRICT OF LOUISIANA	103	4		189	296
DISTRICT OF MASSACHUSETTS	276	5		76	357
DISTRICT OF MARYLAND	647	4		180	831
DISTRICT OF MAINE	63			8	71

BANKRUPTCY FILINGS BY COURT



For Bankruptcies Filed Between 04/01/2021 and 04/30/2021

COURT	CH 7	CH 11	CH 12	CH 13	TOTAL
EASTERN DISTRICT OF MICHIGAN	1,083	7		215	1,305
WESTERN DISTRICT OF MICHIGAN	285	1	1	45	332
DISTRICT OF MINNESOTA	457	1	1	64	523
EASTERN DISTRICT OF MISSOURI	443	4		145	592
WESTERN DISTRICT OF MISSOURI	315	1		128	444
NORTHERN DISTRICT OF MISSISSIPPI	109	2		75	186
SOUTHERN DISTRICT OF MISSISSIPPI	254	4		97	355
DISTRICT OF MONTANA	60	1		6	67
EASTERN DISTRICT OF NORTH CAROLINA	149	3		127	279
MIDDLE DISTRICT OF NORTH CAROLINA	106	2		81	189
WESTERN DISTRICT OF NORTH CAROLINA	95	6		60	161
DISTRICT OF NORTH DAKOTA	43			9	52
DISTRICT OF NEBRASKA	215	1		43	259
DISTRICT OF NEW HAMPSHIRE	80			15	95
DISTRICT OF NEW JERSEY	759	19		191	969
DISTRICT OF NEW MEXICO	147		1	19	167
DISTRICT OF NEVADA	663	4		65	732
EASTERN DISTRICT OF NEW YORK	499	13		49	561
NORTHERN DISTRICT OF NEW YORK	304	2	1	51	358
SOUTHERN DISTRICT OF NEW YORK	368	25		34	427

BANKRUPTCY FILINGS BY COURT



For Bankruptcies Filed Between 04/01/2021 and 04/30/2021

COURT	CH 7	CH 11	CH 12	CH 13	TOTAL
WESTERN DISTRICT OF NEW YORK	176	1		32	209
NORTHERN DISTRICT OF OHIO	963	2		137	1,102
SOUTHERN DISTRICT OF OHIO	777	2		218	997
EASTERN DISTRICT OF OKLAHOMA	99			7	106
NORTHERN DISTRICT OF OKLAHOMA	134			4	138
WESTERN DISTRICT OF OKLAHOMA	341	1		42	384
DISTRICT OF OREGON	424			80	504
EASTERN DISTRICT OF PENNSYLVANIA	249			143	392
MIDDLE DISTRICT OF PENNSYLVANIA	201	2		76	279
WESTERN DISTRICT OF PENNSYLVANIA	318	1	1	94	414
DISTRICT OF PUERTO RICO	141	4		180	325
DISTRICT OF RHODE ISLAND	104	1		8	113
DISTRICT OF SOUTH CAROLINA	145	2		146	293
DISTRICT OF SOUTH DAKOTA	68			6	74
EASTERN DISTRICT OF TENNESSEE	439	1	1	129	570
MIDDLE DISTRICT OF TENNESSEE	256	2	1	152	411
WESTERN DISTRICT OF TENNESSEE	173			287	460
EASTERN DISTRICT OF TEXAS	218	2		108	328
NORTHERN DISTRICT OF TEXAS	428	23	2	190	643
SOUTHERN DISTRICT OF TEXAS	325	12		126	463

BANKRUPTCY FILINGS BY COURT



For Bankruptcies Filed Between 04/01/2021 and 04/30/2021

COURT	CH 7	CH 11	CH 12	CH 13	TOTAL
WESTERN DISTRICT OF TEXAS	338	15	2	83	438
DISTRICT OF UTAH	417	1		160	578
EASTERN DISTRICT OF VIRGINIA	699	1	2	246	948
WESTERN DISTRICT OF VIRGINIA	225	1		75	301
DISTRICT OF THE VIRGIN ISLANDS	1				1
DISTRICT OF VERMONT	28			3	31
EASTERN DISTRICT OF WASHINGTON	136			23	159
WESTERN DISTRICT OF WASHINGTON	352	1		51	404
EASTERN DISTRICT OF WISCONSIN	598			170	768
WESTERN DISTRICT OF WISCONSIN	236	2	3	39	280
NORTHERN DISTRICT OF WEST VIRGINIA	57			12	69
SOUTHERN DISTRICT OF WEST VIRGINIA	104	2		4	110
DISTRICT OF WYOMING	59			4	63

AIS is a global process and software engineering company committed to delivering high-quality solutions, on time and at a great value. We offer strategic sourcing alternatives to help organizations manage economic uncertainties, regulatory pressures and market difficulties.

Utilizing our industry and operations expertise, we provide a complete suite of services across a variety of business processes and platforms. We specialize in identifying waste and inefficiency in existing programs and utilize a lean approach to reengineer processes and deploy technology to improve performance and controls while reducing costs.

Our core competencies include: Data & Predictive Analytics, Software & Technology, Account Services, Legal Support Services and Business Process Services.

Banks, credit card issuers, auto and mortgage financiers, healthcare and telecom all rely on AIS for guidance.

All rights reserved. AIS LP warrants that it employs all reasonable endeavours to ensure that the supplied statistical reports are substantially complete and free of errors or defects. The user acknowledges that all information contained herein is derived from public record data and from time to time, errors may occur. AIS InSight is a proprietary analytical report produced monthly by AIS. The supplied information will not be disclosed, recompiled, sold or traded, in whole or in part, to third parties unless prior written consent is obtained. AIS LP assumes no responsibility or liability for any decisions made as a result of using this report.

